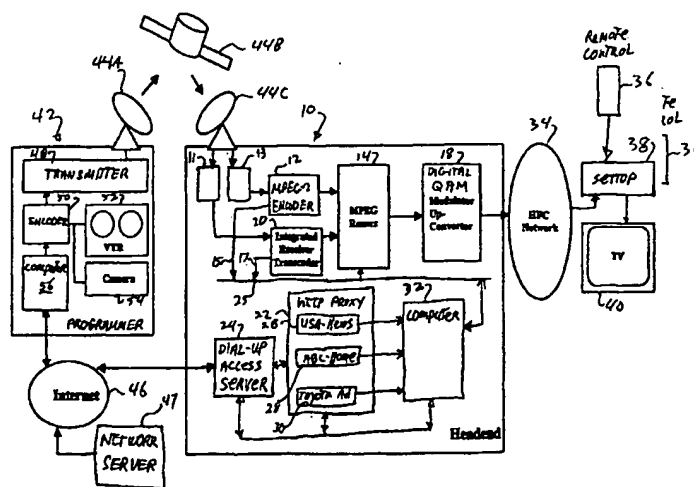




## INTERNATIONAL APPLICATION PUBLISHED UNDER THE PATENT COOPERATION TREATY (PCT)

(51) International Patent Classification <sup>7</sup> : <b>H04N 5/00</b>	<b>A2</b>	(11) International Publication Number: <b>WO 00/07361</b> (43) International Publication Date: 10 February 2000 (10.02.00)
(21) International Application Number: <b>PCT/US99/17000</b> (22) International Filing Date: <b>27 July 1999 (27.07.99)</b> (30) Priority Data: 09/124,572      29 July 1998 (29.07.98) <b>US</b> (71) Applicant: <b>MORECOM, INC. [US/US]; Suite 200, Two Walnut Grove, Horsham, PA 19044 (US).</b> (72) Inventors: <b>MAO, Weidong; 203 Salem Court, #12, Princeton, NJ 08540 (US). CHEN, David; 78 South Traymore Avenue, Ivyland, PA 18974 (US).</b> (74) Agent: <b>JACOBSON, Allan, J.; Intellectual Property Law, 13310 Summit Square Center, Route 413 &amp; Doublewoods Road, Langhorne, PA 19047 (US).</b>	(81) Designated States: <b>AU, BR, CA, CN, CZ, ES, GE, HU, ID, IL, IN, IS, JP, KR, MX, NO, NZ, PL, PT, RO, RU, SG, UA, YU, European patent (AT, BE, CH, CY, DE, DK, ES, FI, FR, GB, GR, IE, IT, LU, MC, NL, PT, SE).</b>  <b>Published</b> <i>Without international search report and to be republished upon receipt of that report.</i>	

(54) Title: DIGITAL TV SYSTEM WITH SYNCHRONIZED WORLD WIDE WEB CONTENT



## (57) Abstract

In a one way broadcast digital video network, Internet HTML Web page data is formatted to fit within a standard MPEG-2 data packet structure, and multiplexed along with other MPEG-2 digital video signals for transport within a multiple channel digital video system. In particular, the headend server broadcasts a rotating carousel comprising an ensemble of Web pages in HTML format. The rotating carousel contains both broadcast Web pages and simulcast Web pages and a control map permitting the viewer to navigate among the HTML Web pages of the rotating carousel. In particular, the control map contains the locations of the HTML Web pages in the rotating carousel that correspond to broadcast Web pages. The control map further contains the locations of the HTML Web pages in the rotating carousel that correspond to simulcast Web pages. The control map is updated and rebroadcast whenever there is a change at the start, middle or end of a broadcast video program, thereby synchronizing the simulcast Web pages to the multiple channel broadcast digital video programs.

BEST AVAILABLE COPY

**FOR THE PURPOSES OF INFORMATION ONLY**

Codes used to identify States party to the PCT on the front pages of pamphlets publishing international applications under the PCT.

AL	Albania	ES	Spain	LS	Lesotho	SI	Slovenia
AM	Armenia	FI	Finland	LT	Lithuania	SK	Slovakia
AT	Austria	FR	France	LU	Luxembourg	SN	Senegal
AU	Australia	GA	Gabon	LV	Latvia	SZ	Swaziland
AZ	Azerbaijan	GB	United Kingdom	MC	Monaco	TD	Chad
BA	Bosnia and Herzegovina	GE	Georgia	MD	Republic of Moldova	TG	Togo
BB	Barbados	GH	Ghana	MG	Madagascar	TJ	Tajikistan
BE	Belgium	GN	Guinea	MK	The former Yugoslav Republic of Macedonia	TM	Turkmenistan
BF	Burkina Faso	GR	Greece	ML	Mali	TR	Turkey
BG	Bulgaria	HU	Hungary	MN	Mongolia	TT	Trinidad and Tobago
BJ	Benin	IE	Ireland	MR	Mauritania	UA	Ukraine
BR	Brazil	IL	Israel	MW	Malawi	UG	Uganda
BY	Belarus	IS	Iceland	MX	Mexico	US	United States of America
CA	Canada	IT	Italy	NE	Niger	UZ	Uzbekistan
CF	Central African Republic	JP	Japan	NL	Netherlands	VN	Viet Nam
CG	Congo	KE	Kenya	NO	Norway	YU	Yugoslavia
CH	Switzerland	KG	Kyrgyzstan	NZ	New Zealand	ZW	Zimbabwe
CI	Côte d'Ivoire	KP	Democratic People's Republic of Korea	PL	Poland		
CM	Cameroon	KR	Republic of Korea	PT	Portugal		
CN	China	KZ	Kazakstan	RO	Romania		
CU	Cuba	LC	Saint Lucia	RU	Russian Federation		
CZ	Czech Republic	LI	Liechtenstein	SD	Sudan		
DE	Germany	LK	Sri Lanka	SE	Sweden		
DK	Denmark	LR	Liberia	SG	Singapore		
EE	Estonia						

DIGITAL TV SYSTEM  
WITH SYNCHRONIZED WORLD WIDE WEB CONTENT

Field of the invention

This invention relates to the field of communication, and more particularly, to the convergence of broadcast television and interactive communication on the World Wide Web portion of the Internet.

Background of the invention

Linking broadcast television programs to the Internet has been discussed in the prior art. One desired feature is to be able to switch back and forth between a broadcast program and a related Internet site on the World Wide Web. In such manner, normally passive broadcast television becomes an interactive medium.

To access a related Internet site content, the viewer pushes a button on the remote control or clicks a pointing device on an icon on the screen. The user may switch back and forth between Internet content and broadcast content. A typical pointing device for user interface, may consist of either a mouse, track ball, cursor buttons or like type of device. In such manner, the viewer may switch from one Internet site to another during the broadcast program.

Internet content may also be overlaid on broadcast content. World wide web content may be displayed in a window while the broadcast content is still being displayed (picture in picture). Alternately, a transparency such as text may be overlaid on the broadcast television image. In such manner, the viewer simultaneously views broadcast video and interactive Internet content.

Many television programmers (content providers) already have both a video channel and a web site. An application of particular interest to such programmers is to link their video channel and their web site. Linking broadcast video to another medium is sometimes called "simulcasting" after the practice of linking the audio program of a video channel to an FM stereo broadcast.

In some cases, such as a news channel (as for example, Cable News

Network), the web site (<http://www.cnn.com>) represents an alternate form of substantially the same or similar content as contained in the broadcast video channel. In other cases, such as a music or movie channel, the web site represents a supplement to the content of the video channel. The web site may deliver scheduled programming times, additional advertisements, and catalog style ordering of merchandise related to the broadcast video content. Thus, a music channel can sell compact discs of the current music video selection. A shopping channel can provide additional product information relating to the item on sale. In general, a programmer's web site can supplement and expand upon its broadcast video material.

The ability to provide a wealth of product details is of particular interest to advertisers includes providing more detailed information about the product being advertised. An automobile advertisement, for example, may contain an icon representing the automobile manufacturer. Clicking on the auto manufacturer's icon takes the viewer to the web site of the manufacturer, for additional product information.

Although the goal of linking broadcast television and interactive Internet access is known, the implementation of a practical system is a technical challenge. Typically, to link a broadcast television video signal to a specified Internet address, a uniform resource locator (or URL) is formatted onto a tag inserted into the broadcast television signal by the broadcaster (i.e., by the programmer, advertiser or content provider). The inserted tag defines the Web page and identifies the URL where the related Internet information is located. The requirement of a tag in the broadcast television signal, in turn requires that a universal standard as to location and format of the tag be adopted.

Also, other attempts at providing Internet access over MPEG-2 digital TV, involve first decoding the Internet World Wide Web HTML page into a page of video, then encoding page of video into MPEG-2 format, and then broadcasting the MPEG-2 formatted Web pages over the digital TV network. Encoding pages of video into MPEG-2 requires the broadcast source have one or more MPEG-2 encoders. It would be desirable to provide a system that transmits Internet World Wide Web pages without requiring an MPEG encoding process at the broadcast headend.

Decoding HTML pages to video and then into MPEG-2 also means that the MPEG-2 decoder at each viewer location is occupied whenever it is decoding MPEG-2 encoded Web page video. Thus, in the prior art, in order to view both broadcast video and Internet content simultaneously, two MPEG-2 decoders would be required at the viewer location. It would be desirable to provide a system that permits Internet World Wide Web pages and MPEG-2 broadcast video

to be displayed without requiring a second MPEG-2 decoder.

Furthermore, Internet connectivity typically requires two way data paths. The return path is used to transmit viewer selections such as mouse clicks and typed commands. At the present time only 15% of the cable television (CATV) systems are capable of two-way transmission over the cable path. The majority of CATV systems remain one way transmission only. Another option for two-way Internet connectivity is to use the public switched telephone network as the return path. However, the use of the public switched network requires a telephone modem and also occupies the household telephone line. It would be desirable to implement interactive Internet access on a one way CATV network without a telephone connection.

Further, there is a latency problem associated with coupling broadcast video content to an Internet site. Selecting an icon before accessing the Internet may mean a long wait, because Internet access and connection must be established, and then the desired HTML page downloaded. That is, first the modem and Internet service provider must establish Internet access (via two way CATV or telephone return), then the connection to the desired web site must be established, and then the HTML page must be downloaded.

Even if the viewer is already connected to the Internet (via two-way CATV or telephone return) when an icon is selected, there may still be an unacceptably long wait for a selected Web page to appear. The waiting time results from establishing a connection through Internet switches from the viewer's home to the remote web site, and then downloading the HTML page. It would be desirable to implement interactive Internet access with a quick response time, not requiring establishment of Internet access, Internet connection and subsequent downloading from the remote web site.

Finally, there is a major traffic problem associated with coupling broadcast video content to a remote Internet web site. If even a small fraction of viewers of a mass-market advertisement clicked on the advertiser's icon, it would result in a deluge of simultaneous telephone connection requests at the advertiser's web site. To accommodate the huge number of requests would require an enormous amount of telephone line capability (and computing power to serve HTML pages) at the remote Internet web site. The resulting number of connection requests would overwhelm most web site traffic models which are designed to support an average number (not a peak number) of connection requests. Yet, coupling broadcast content to Internet content tends to encourage a peak number of simultaneous requests for connection.

It would be desirable to support a mass quantity of simultaneous

Internet access requests without requiring an excessive number of simultaneous telephone connections at the remote Internet web site.

#### Summary of the invention

In accordance with the present invention, Internet HTML Web page data is formatted to fit within the standard MPEG-2 data packet structure, and multiplexed along with other MPEG-2 digital video signals for transport within a multiple channel digital video system. In such manner, the HTML protocol is preserved, and mapped to the MPEG-2 transport format, resulting in HTML in MPEG video channel.

In particular, the headend server broadcasts a rotating carousel comprising an ensemble of Web pages in HTML format. The rotating carousel contains both broadcast Web pages and simulcast Web pages. Broadcast Web pages are of general interest to all viewers. Simulcast Web pages are related to the contents of the broadcast video programs contained in the digital video channels. Simulcast Web pages are of interest primarily to those viewing the related broadcast video program. The HTML pages may be accessed directly from the rotating carousel, or, depending on the amount of memory in the settop, some or all of the HTML Web pages may be locally stored in a high-speed cache memory in the settop for faster access.

To permit the viewer to navigate among the HTML pages in the rotating carousel (or from the local settop cache memory), a control map is broadcast in the MPEG-2 data stream. The control map consists of three types of tables. The first table is a master control map, in that the first table defines the locations of the second and third tables. The first table is termed the HTML Program Association Table or HPAT. The second and third tables respectively, are termed the HTML Program Map Table (HPMT), and the HTML Event Information Table (HEIT). The HTML Program Map Table contains the location of HTML Web pages in the rotating carousel that correspond to broadcast Web pages. The HTML Event Information Table contains the location of the HTML Web pages in the rotating carousel that correspond to simulcast Web pages. There is one HTML Event Information Table (HEIT) for each video channel, which HEIT associates at least one simulcast Web page in the rotating data carousel with that video channel.

First, the MPEG-2 decoder in the settop is synchronized with the MPEG-2 data stream as is normally done in MPEG-2 decoding. Then the settop looks for and downloads the HTML Program Association Table, which is found in a predetermined data packet within the MPEG-2 data stream format. The settop then uses the HTML Program Association Table to locate, download and store the other two tables, HPMT and HEIT. After the first, second and third

tables are downloaded and stored, the settop is responsive to viewer commands to navigate through the broadcast Web pages, or the simulcast Web pages of the continuous rotating carousel.

#### BROADCAST WEB PAGES

Broadcast Web sites are popular sites that are of interest to all viewers. Typical broadcast Web sites contain news, weather and sports, but can be any Web site of general interest to many viewers. The viewer selects an available broadcast Web site from a menu displayed on the TV.

To view a broadcast Web site such as the <http://www.NYTimes.com>, the HTML Program Map Table is used as a lookup table to find the MPEG-2 data packet within the MPEG-2 data stream corresponding to the NY Times web page. Location within the MPEG-2 data stream is defined by a packet identifier (PID), a table identifier (tableID) and table identifier extension (tableIDext). The settop monitors the rotating carousel until the designated MPEG-2 data packet location appears and then the HTML page data at that location in the MPEG-2 data stream is stored in the subscriber's settop and displayed on the television screen.

The home page at [NYTimes.com](http://www.NYTimes.com) will typically display links to other pages by designating a URL. As is normal for Internet navigation, the user clicks on, (or otherwise indicates a desire to select) a displayed link to another Internet page. To find the linked HTML pages, the designated URL is looked up in the HTML Program Map Table, which provides the location of the desired HTML page in the MPEG-2 data packet within the MPEG-2 data stream corresponding to the designated URL web page. The rotating carousel will normally contain all or most of the linked page URLs. As indicated, a location within the MPEG-2 data stream is defined by a packet identifier (PID), a table identifier (tableID) and table identifier extension (tableIDext). The settop monitors the rotating carousel until the designated MPEG-2 data packet location appears and then the HTML page data at that location in the MPEG-2 data stream is stored and displayed.

#### SIMULCAST WEB PAGES

To view a simulcast Web site such as <http://www.toyota.com>, during a Toyota commercial, the HTML Event Information Table for the corresponding video channel is used as a lookup table to find the MPEG-2 data packet within the MPEG-2 data stream corresponding to the Toyota web page. The settop monitors the rotating carousel until the designated MPEG-2 data packet appears which is then stored and displayed. The content of the HTML Event Information Table is synchronized to the broadcast video program.

Whereas the available broadcast Web pages are changed relatively infrequently (by changing the content of the HPMT) the available simulcast Web pages are changed (by changing the content of the HEIT) relatively frequently, whenever the corresponding broadcast video program changes.

The home page at Toyota.com will typically display links to other pages by designating a URL. As with broadcast web pages, links to other URLs in simulcast web pages are looked up in the appropriate table. In the case of simulcast Web pages, the HTML Event Information Table, HEIT is used to find the linked HTML pages. The designated URL is looked up in the HEIT table, which provides the location of the desired HTML page in the MPEG-2 data stream corresponding to the designated URL web page. As indicated above, the settop monitors the rotating carousel until the designated PID, tableID and tableIDext appears in the MPEG-2 data stream, and then the HTML page data at that location in the MPEG-2 data stream is stored and displayed.

The content of the HTML Event Information Table defines the links between broadcast video programs and related Web sites. Broadcast video may have advertising and/or entertainment content, and a video broadcast program content provider may be either a programmer and/or an advertiser. The event information and its relationship to locations on the World Wide Web is obtained in individual communications sessions at the broadcasting station established over the Internet and then down loaded into each settop through the HTML Event Information Table. In particular, in the case of CATV, the headend communicates with the individual web sites of each broadcast video content provider to obtain the relationship between broadcast video program content and corresponding web pages in the rotating carousel.

#### LOCAL TAGS

In another embodiment of the present invention, for events that cannot be prescheduled (into a predetermined event information table), a local tag is inserted by the programmer into the video signal provided to the headend. The inserted local tag is inserted by the programmer, and subsequently received at the headend when it is desired by the programmer to initiate a simulcast connection between the its video signal and a given HTML Web page. The HTML Event Information Table is generated in response to the local tag, and downloaded to the settop.

By combining digital television transmission in MPEG-2 format with web pages in HTML format, bandwidth is dynamically assigned to accommodate the required number of web pages in the rotating carousel. The longest latency



for retrieving a desired web page is the time for one rotation of the carousel.

#### Brief description of the drawings

Figure 1 is a block diagram of a broadcast video system embodying the present invention

Figure 2 a protocol stack illustrating an embodiment for formatting HTML within an MPEG-2 stream.

Figure 3 is a block diagram illustrating a method for mapping HTML data over an MPEG-2 stream.

Figure 4 is a block diagram of the control map architecture in accordance with the present invention.

Figure 5 is a timing diagram, partially in block form, illustrating a system for navigating among HTML pages formatted into an MPEG-2 stream.

Figure 6 is a timing diagram illustrating the relationship between broadcast video, broadcast HTML Web pages, and simulcast HTML Web pages used in the generation and updating of the HTML Event Information Table in accordance with the present invention.

Figure 7 is a block diagram for simulcast Web pages using a local tag at the headend to generate an HTML Event Information Table in accordance with the present invention.

Figure 8 is a block diagram of a settop decoder in accordance with the present invention.

#### Detailed description

An overview of a system in accordance with the present invention is shown in figure 1. A broadcasting station 10, (in this case a CATV cable headend), transmits World Wide Web pages over a one way digital video broadcast network (in this case a hybrid fiber coaxial CATV network 34), to a digital settop 38. The viewer controls what the settop 38 displays on a local television receiver 40, via a remote control input device 36.

Although the preferred embodiment is shown in the context of a CATV system, the present invention applies to any broadcast communications system, including without limitation, conventional VHF and UHF, direct

broadcast satellite (DBS), multipoint microwave distribution systems (MMDS), and the like. For example, in the case of a DBS system, the broadcasting station would be the satellite uplink center, and the settop would be the satellite receiver decoder.

The headend 10 includes a satellite receiving dish antenna 44C, coupled to an analog receiver 11 and a digital receiver 13, which downlink satellite delivered 44B signals. The analog receiver 11 is coupled to an integrated receiver transcoder 20 that provides MPEG-2 encoded signals to an MPEG-2 remultiplexer 14. The digital receiver 13 is coupled to an MPEG-2 encoder 12 that provides MPEG-2 encoded signals to the MPEG-2 remultiplexer 14. The output of the MPEG-2 remultiplexer 14 is coupled to a digital quadrature amplitude modulation (QAM) modulator/up converter 18, which transmits a digital video MPEG-2 data stream on HFC network 34.

The headend 10 also includes a proxy server 22 coupled to an Internet dial up access server 24 and a computer 32 coupled to the MPEG-2 remultiplexer 14 via a local area network connection or data bus 25. The MPEG-2 encoder 12 is also coupled to the network 25 to provide information on received analog video local tags to computer 32. Similarly, the integrated receiver transcoder 20 is coupled to the network 25 to provide information on received digital video local tags to computer 32. The use of received video local tags as an alternate embodiment of the present invention is described below.

A programmer 42 participates in the system by communicating via the Internet 46 to a network server node 47, and with the headend 10. A typical programmer has a satellite uplink antenna 44A coupled to a transmitter 48. An encoder 50 provides digital or analog signals as input to the transmitter 48, from such sources as video tape recorder 52 or camera 54. Additionally, typical programmers 42 receive downlinked signals (not shown) from other sources such as satellites, fiber optic cables or microwave links. In order to coordinate simulcast Web pages with the programming uplinked by programmer 42, a computer 56 is coupled via the Internet 46 to a network server node 47, and to the headend 10.

In operation, programmer 42 communicates the Web page addresses that are related to its broadcast 44A programming in communication sessions over the Internet 46, either via the network server 47, or directly to the headend 10. Headend 10 stores the simulcast Web pages, such as the ABC home channel 26, or a Toyota ad 30 in the http proxy server 22. In addition to simulcast Web pages, the headend 10 stores broadcast Web pages such as USA-news in the http proxy server 22.

Once the headend 10 has all the information necessary relating to simulcast and broadcast Web pages, computer 32 generates the control map, the HTML pages and the URLs for insertion into the industry standard transport layer of the MPEG-2 protocol in accordance with the present invention.

The protocol stack illustrating the layering of HTML on MPEG-2 is shown in figure 2. At the physical level is the CATV system 208 (or other broadband broadcast medium such as satellite etc.) The link layer modulation scheme is QAM/QPSK (quadrature amplitude modulation/quadrature phase shift keyed). Above the link layer 206, is the standard MPEG-2 transport layer 204. The data section 202 is the packet payload of the MPEG-2 transport, and the data carousel layer 201 contains the HTML data and control map. The nesting of the layers of the protocol stack is further illustrated in the timing diagram of figure 3.

The MPEG-2 transport layer is composed of a packet identifier, PID 302 and a Transport Packet 306. The content of the Transport Packet 306 is a portion of the Data Section (202 in the protocol stack of figure 2). The Data Section (which is part of the MPEG-2 protocol) is in turn composed of a tableID and tableIDext 304, followed by a table payload 308. The content of table payload 308 is a portion of the data carousel (201 in the protocol stack of figure 3). The data carousel carries the HTML Web pages 310, URLs 312 and the control map 314 of the present protocol.

The relationship between the various tables of the control map to the broadcast and simulcast Web pages is illustrated in figure 4. The HPAT 402 is the control map of control maps in that the HPAT 402 locates the other two control maps, HPMT 404 (for broadcast Web pages) and HEIT 406 (for simulcast Web pages).

The HPMT 404 designates a plurality of broadcast Web pages within the rotating data carousel, such as Yahoo 408, USA-News 410 and NY times 412. Each of the designated broadcast Web pages contain other URLs 420 as links to other Web pages.

The HEIT 406 designates a plurality of simulcast Web pages within the rotating data carousel, such as ABC-home, 414, a current movie home page 416 and a Toyota ad 418. Each of the designated simulcast Web pages contain other URLs 422 as links to other Web pages.

The navigation in the settop provided by the control map to find a desired Web page within the MPEG-2 data stream is illustrated in figure 5. In particular, within the MPEG-2 data stream 510, there is a desired

broadcast Web page HTML 517 and a desired simulcast Web page HTML 523.

To navigate to the desired Web page HTML 517, the settop first finds the HPAT (at a predetermined MPEG-2 location, for example, PID=0x1f00) at step 512. The HPAT is then stored in the settop at step 514. The settop uses the HPAT to locate the HPMT and stores the located HPMT at step 516. In response to a broadcast Web page request 520, a table lookup function 518 finds the PID, tableID and tableIDext needed to locate the desired broadcast HTML Web page 517 in the rotating data carousel of the MPEG-2 data stream. The located broadcast HTML page 517 is stored in the settop and displayed 530. The maximum latency of the system to find a given HTML Web page is the amount of time it takes the rotating carousel of HTML Web pages to repeat itself.

For simulcast, the settop uses the stored HPAT (in step 514) together with the current channel number input 513, to locate the necessary HEIT. In this case, HEIT 1 corresponds to the simulcast Web pages relating to the current channel number being viewed. The located HEIT 1 is then stored in the settop at step 522. All the other HEITs, for which there is one simulcast channel, are similarly located and stored.

In response to a simulcast Web page request 520, a table lookup 524 finds the appropriate PID, tableID and tableIDext in the stored HEIT 1, needed to locate the desired simulcast HTML 1 Web page 523 in the rotating data carousel of the MPEG-2 data stream. The located HTML simulcast page 523 is stored in the settop and displayed 530.

The content of simulcast HTML 1 Web page corresponds to the current channel being viewed. The current channel number is input 515 to the table lookup step 524. Each simulcast channel has one corresponding HEIT.

A block diagram of a settop decoder for implementing the foregoing navigation scheme is shown in figure 8. The settop 800 includes a tuner 804 coupled to a digital QAM demodulator 806, coupled to an MPEG-2 demultiplexer 808 and thereafter to an MPEG-2 decoder 810. The settop 800 further includes a microprocessor controller 814 for coordinating navigation activities, and a World Wide Web browser 816 program for displaying HTML Web pages.

In operation, a digital television data stream 802 and remote control signals 818 are input to the settop tuner 800. Responsive to remote control inputs, microprocessor controller 814 directs tuner 804 to select a channel. The digital QAM demodulator 806 converts the input signal into a digital data stream to demultiplexer 808. The packet select output of

controller 814, directs the demultiplexer 808 to a predetermined MPEG-2 location (PID=0x1f00) to select the first control table (HPAT), which is stored in the memory of microprocessor controller 801.

Using the stored control table HPAT, microprocessor controller 814 determines the locations of the second and third control tables, HPMT and HEIT in the MPEG-2 data stream, and sets the packet select output to direct the demultiplexer 808 to the appropriate MPEG-2 data packets. The located HPMT and HEIT are stored in the memory of microprocessor controller 814. The viewer indicates a desired broadcast web page or simulcast web page via the remote control input 818 to microprocessor controller 814.

To find a desired World Wide Web page, microprocessor controller 814, looks up the PID, tableID and tableIDext in the stored control maps, and sends the corresponding packet identifying information to the MPEG-2 demultiplexer 808 via the packet select control line. The MPEG-2 demultiplexer 808 waits until the desired MPEG-2 data packet arrives in the rotating data carousel of HTML Web pages that correspond to the desired Web page, and then forwards the desired received World Wide Web page in HTML format to World Wide Web browser 816. The MPEG-2 demultiplexer 810 selects other MPEG-2 data packets to provide MPEG-2 digital video and audio to the settop MPEG-2 decoder 810.

#### DATA CACHE IN THE SETTOP

The present system permits a settop to navigate the HTML Web pages of the rotating carousel with little or no local memory storage. However, it is preferable to store downloaded HPAT and HEIT tables in the settop to speed up operation.

Faster response times are achievable by storing all or some of the rotating carousel in local cache memory in the settop. Without local storage of HTML Web pages in the settop, the longest latency for retrieving a desired web page is the time for one rotation of the carousel. With local storage of all the downloaded Web pages from the rotating carousel, the longest latency for retrieving a desired Web page is the access time of the local cache memory.

Between the two extremes of no storage at one end, and 100% local storage of the rotating carousel at the other end, there is a variety of partial storage options. One option is to use a high-speed cache to store a number of the most recently accessed Web pages. If the cache contains the desired Web page (a hit), then the cache memory is used in lieu of the

rotating carousel. If the cache does not contain the desired Web page (a miss), then the rotating carousel is used to find the desired Web page.

The new Web page(s) are then stored in the high-speed cache (still in HTML format), displacing previously stored pages according to the memory logic of the cache. For example, the new Web pages may replace the least recently accessed Web pages. The present invention and the navigation control maps operate in the same way whether desired Web pages are accessed from high-speed cache memory or demultiplexed from the rotating carousel. A high-speed cache in the settop speeds up operation and reduces the latency period to select a desired World Wide Web page.

Since the selected World Wide Web page is already in HTML format after it is demultiplexed from the MPEG-2 data stream, World Wide Web browser 816 is able to generate a Web page display without the need for a second MPEG-2 decoder. Thus, the present system provides simultaneous digital video and Internet Web pages with only one MPEG-2 decoder 810.

Microprocessor controller 814 further provides for combining the simultaneous outputs of the MPEG-2 decoder 810 and the World Wide Web browser 816 in a combiner 812 which provides a variety of video display output formats 820 to a television monitor (not shown). Common applications for combined video displays include picture in picture, split screen, transparent overlays and the like. Note that any industry standard World Wide Web browser 816 may be used to display Web pages. The use of standard HTML format Web pages in MPEG-2 digital TV format permits the settop 800 to simultaneously display 812, 820 both digital TV and World Wide Web pages using only one MPEG-2 decoder 810.

The model for delivery and updating of the control map is shown in figure 6. The basic component of the control map protocol is an "event". Each event has a start time and an end time for broadcasting. For each event there is an event home page and multiple World Wide Web pages (defined by respective URLs) that are linked from the event home page. In addition, each event has a refresh time that specifies the refreshing period of the URLs in the event. The refresh period is the time interval between changes made to the URLs during an event.

The content providers (programmers) provide lists of events to be broadcast. Each event includes a list of URLs starting with a home page. The event is submitted from the content provider to the application server (computer) located in the headend 10 in figure 1. The events are stored in the application server in an event table that relates the event to the

simulcast HTML Web pages. The headend 10 packages the data into multiple MPEG output packet streams and generates the corresponding control map. The set-top 38 receives the complete HTML data and control map and navigates through the contents.

As shown in figure 6, a program is composed of multiple events. The events can be overlapped in start time and end time. One or more events can be linked to a particular broadcast TV program.

There are two types of events/program:

1. Broadcast Event/Program: Events that are associated with all the TV channels and have infinite duration are called broadcast events. Although the present embodiment illustrates one broadcast program, multiple broadcast events forming multiple broadcast programs are also possible.
2. Simulcast Event/Program: Events that are associated with a particular TV program are simulcast events. Multiple overlapped events form a simulcast program. The present embodiment illustrates one simulcast program associated with each video channel.

In figure 6, a first simulcast program (HEIT 1) is composed of event 1a, followed by event 1b. During and contained within event 1b is event 1c. Following the completion of event 1b and some time thereafter is event 1d. The control map stored in the settop is kept current. Each time an event changes the control map, the settop downloads an updated control map. Updating the version number in the HPAT signals the settop that a change to the control map has occurred.

Accordingly, HEIT 1 is updated at time 602 for event 1a and at time 604 for event 1b. HEIT 1 is also updated at times, 606 and 608, which correspond to the beginning and end of event 1c. Finally, HEIT is updated at times, 612 and 614, which correspond to the beginning and end of event 1d.

The flexible nature of the event-based control map structure is illustrated by a second simulcast program (HEIT 2) in figure 6. The second simulcast program is composed of event 2a, which begins and ends before event 2c. Bridging the gap between events 2a and 2c is event 2b, which begins during event 2a and ends during event 2c. Event 2d follows after the end of event 2c.

Accordingly, HEIT 2 is updated at times 620 and 624 for event 2a,

times 622 and 628 for event 2b, and times 626 and 630 for event 2c. Finally, HEIT 2 is updated at time 632 and 634 for event 2d. The flexible nature of event scheduling means that simulcast Web pages can be easily added and removed as they relate to the constantly changing broadcast digital video content.

Each event is a time period during which the broadcast video program is linked to an HTML Web page defined during the event. Thus, by changing events over time, different HTML pages are linked to the broadcast video program at different times. In such manner, HTML Web pages are synchronized to the content of the broadcast video program.

An event synchronized to a program of infinite duration is a broadcast Web page. Broadcast Web pages are shown in figure 6 as events 3a and 3b having potentially infinite duration, or are at least stable for relatively long periods of time. Broadcast events do change, when new Web sites are added, or old Web sites dropped from the broadcast Web page lineup. Accordingly, the HPMT changes at time 616 to begin broadcast events 3a and 3b and again at time 618 to end the broadcast of events 3a and 3b.

For events that are known, but cannot be scheduled in advance, a local tag is used. The local tag is local in the sense that it is used in the headend, to signal the beginning of a simulcast event, and is not necessarily used globally. Figure 7 illustrates the handling of local tags.

In figure 7, an analog video signal is input to a digital encoder. The output of the digital encoder is input to remultiplexer 704. The digital decoder 704 also detects a received tag (a local tag) in the VBI (vertical blanking interval) of the incoming signal. A tag decoder 706 detects the arrival of the local tag, and a headend server 708 generates the HTML data and control map to remultiplexer 704.

In operation, in advance of a simulcast program, the content provider 42 sends event data (but without timing information) and a local tag to the headend 10 in figure 1 via the Internet 46. A local tag in the VBI of the received analog video supplies timing information. When the local tag is detected in the received analog video VBI, the server 708 (in figure 7) generates the appropriate control map including a new HEIT and an updated HPAT with a new version number. (Server 708 in figure 7 corresponds to computer 32 in figure 1). In such manner the headend can respond to changing simulcast events without advanced scheduling.

Generation and Transmission of the Control Map



The generation and transmission of the control map is synchronized with the actual event start, event refresh, and event end. The rule is that the control map exactly reflects the current status of the active events. The configuration of the broadcast and simulcast programs is set ahead of time. Therefore, the HPAT is generated through a pre-determined configuration file in the headend 10 of figure 1.

#### Generation and Transmission of the HPAT

The parameters for HPAT are read from a configuration file in the headend periodically. The information in the configuration file is used to configure the control map PID and program information. The information carried on HPAT includes the pre-determined PIDs of the control map HPMT for the broadcast program and each of a plurality of control maps HEIT 1, HEIT 2 etc., one HEIT for each simulcast program. The configuration file and the HPAT for broadcast or simulcast programs also determine program information such as programType or programID (defined in the tables below).

Any change of the HPAT configuration file is detected in the settop and the stored tables therein updated automatically. A new HPAT is transmitted by incrementing the version number by one. The settop detects an increase in the version number. The change of the HPAT reflects the actual change in location of the other control maps. For example, after the change of PID of HPMT in HPAT, the control map HPMT is transported in the new PID immediately after the new HPAT is transmitted.

#### Generation and Transmission of the HPMT/HEIT

The parameters for HPMT/HEIT are derived from event/stream attributes. Parameters are updated whenever the event is created, refreshed, or deleted. In addition, parameters are continuously broadcast over the low bandwidth channels.

There is only one HPMT for one broadcast program. Each broadcast program carries multiple streams. Each stream is carried on a single PID as indicated in the control map, HPMT. The generation of TableID and/or TableIDext for each event is done on the per PID basis. The event with eventType (defined in the tables below) equal to broadcast is controlled by the HPAT.

There are many HEITs for multiple simulcast programs. Only one HEIT is needed for one TV channel simulcast program. The programID field

identifies each simulcast program. Each simulcast program carries multiple events. The association of event to the simulcast program is identified through the eventType and programID fields in the event attributes. Each event is carried on a single PID as indicated in the control map HPMT. The generation of TableID and/or TableIDext for each event is done on the per PID basis.

If the event or stream is refreshed, it will be reflected in the refreshTime field in the event attributes that are defined in the table below. For each refresh, a new control map is updated and transmitted.

#### Event/Stream/URL in the Control Map

The following rules apply to the event/stream description in the control map. Each URL is for the complete Web page. The files within the page are not separated as URLs, but are part of the page data and described in a header files from Proxy. The 1<sup>st</sup> URL in the stream/event is the home URL for the particular stream/event. If the Hash Table method is used, then it will be applied on the per event/stream basis. Within each event/stream, the order of URLs does not matter.

If the eventType indicates the broadcast type and master home page, this event is a special page that is the master home page of the broadcast programs. This event shall be carried in the 1<sup>st</sup> stream of the HPMT. Within each event/stream (PID), the assignment of TableIDext shall start always from 0 and increment through the list of URLs in the event/stream.

The protocol of the present invention is defined in further detail by the following six tables. In summary, the tables below set forth the syntax by which HPAT, HPMT and HEIT form the control map to navigate among the HTML pages of the rotating carousel. The six tables are:

Table 1. Data Section

Table 2. Event/Stream Attributes

Table 3. HPAT

Table 4. HPMT

Table 5. HEIT

Table 6. URL descriptor

Table 1. Structure of the Data Section

Syntax	No. of Bits	Value
Data_section()	8	User defined
{	1	"1"
table_id	1	user defined
section_syntax_indicator	2	"11"
private_indicator	12	section defined
reserved	16	user defined
private_section_length	2	"11"
table_id_extension	5	user defined
reserved	1	user defined
version_number	8	section maintained
current_next_indicator	88	section maintaineddata
section_number	32	section maintained
last_section_number		
for (I=0;		
i<private_section_length-9;		
i++)		
{		
HTML	or	
IP_datagram_byte		
}		
CRC_32		
}		

PID: The PID (packet identifier) is the 13 bit Packet ID used to identify the stream at the MPEG-2 transport packet layer.

PID value	Description
0x0000	program_association_section
0x0001	CA_section
0x0002 to 0x000F	ISO reserved
0x0010 to 0x001F	DVB defined
0x0020 to 0x1FFE	User defined (MoreCom)
0x1FFF	Null packet

The table\_id field is an 8 bit field to specify the type of section used. The following values of table\_id are assigned at this moment.

Table_id value	Description
0x00	program_association_section
0x01	CA_section
0x02	program_map_section
0x03-0x3F	ISO reserved
0x40-0x7F	DVB defined
0x80-0Xfe	User defined (MoreCom)
0xFF	Forbidden

descriptor\_tag

Table_id value	Description
0x00 to 0x3F	ISO defined
0x40 to 0x7F	DVB defined
0x80 to 0xFE	User defined (MoreCom)
0xFF	Forbidden

Table 2. Definition of Event/Stream Attributes

Field	Data Type	Assigned by	Comments
EventID	int32	Server	Unique ID generated by the headend server for each event. The eventID can be reused once the event end time is reached. At each time, the eventID is unique across all the events for all the video channels per headend.
CommandID	int8	Server	"0" new event "1" refresh existing event "2" delete existing event
EventType	int8	Provider	"0" for broadcast with all the programs. In this case, the programID is for broadcast data programID. (Default is equal to 0) "1" for simulcast (non-tag based)

			<p>for pre-scheduled event.</p> <p>"2" for tag based, broadcast but wait to be activated by the tag either at headend or set-top.</p> <p>(This is the lower 8 bit of the iType passed by the service manager)</p> <p>"3" for master home page event for broadcast</p>
ProviderID	int16	Server	<p>Upon submission of the name of the provider ("CNN"). The server in each headend will assign a providerID that is unique per headend</p>
ProgramID	int16	Server	<p>Upon submission of the name of TV program of the provider "CNN-fn". In the simulcast case, the server in each headend will assign the video program number (programID) to the event. If eventType = 0, this field is set to 0 as default broadcast program.</p>
StartTime	time_t	Provider	<p>The start time of the event assigned by the Provider.</p>
Duration	int32	Provider	<p>The duration of the event in second.</p>
RefreshTime	time_t	Server	<p>The refresh time of the last refresh. This indicates the loading time of the current contents from the Internet. This is the only field to be added and updated from MoreGate event manager</p>
RefreshRate	int32	Provider	<p>The refresh period of the contents in seconds. It is up to the server to meet this target.</p>

UrlCount	int16	Provider	The count of URLs in this event. Total of 64k URLs are allowed in one event. In addition, the 1 <sup>st</sup> URL is defined as the home page for the event.
UrlName	char**	Provider	The pointer to multiple character strings defining the list of URLs in the event. Currently, each URL name is less than 255 bytes and /0 terminated.
struct *urlFile { urlFileName	wchar*	Server	The pointer to character strings defining the file associated with each URL in the event. This is part of the structure array. There is one to one correspondences between the URL and file name.
UrlFileSize }	int32	Server	File size of the urlFile. This is part of the structure array. This indicates the file size of the urlFile.

## Notes:

1. For the unique broadcast program and any new request of an event with a new programID, a single HTML Program Association Table is generated and updated. Each transport stream has only one HTML Program Association Table to describe all the data programs and their corresponding HTML Program Map Table (broadcast) or Event Information Table (simulcast).
2. The default Packet ID carrying the HTML Program Association Table is defined as 0x1F00.
3. Each HTML Program Map Table (for broadcast of HTML web pages) and each HTML Event Information Table (for simulcast of HTML web pages) is carried over a Packet ID that is specified in the HTML Program Association Table. In addition, HTML Program Association Table indicates the program type and channel link.

Table 3. Structure of the HTML Program Association Section

Syntax	No. of Bits	Value
HTML_Program_Association_Section()	8	MoreCom defined "0xF0"
{	1	"1"
tableID	1	
section_syntax_indicator	2	"11"
"0"	12	section maintained
reserved	16	user defined (s)
section_length	2	"11"
transport_stream_ID	5	user defined (s)
reserved	1	"1"
version_number	8	section maintained
current_next_indicator	88	section maintained user defined (a)
section_number	16	defined (a)
last_section_number	16	user defined (a)
for (I=0;	16	user defined (s)
i<number_of_program; i++)	32	
{		section maintained
programType		
providerID		
programID		
HPMT_PID (HEIT_PID)		
}		
CRC_32		
}		

Notes: Except as otherwise indicated below, the field formats having the same name designations as in the MPEG-2 standard have the same definitions as in the MPEG-2 standard. Additions to the standard MPEG-2 designations to implement the present invention are set forth below:

1. tableID: use default value of 0xF00 for HTML Program Association Table
2. transport\_stream\_ID: use any for one transport stream. MPEG-2 transport in each 6 MHz has different transport\_stream\_ID value
3. version\_number: starting from value 0, increment when there is an updated version with a new or different program.

4. programType: use 0 for broadcast, use 1 for simulcast. Determined from event attributes.
5. providerID: use the same from event attributes
6. programID: use the same from event attributes (set to 0 for broadcast, video program number for simulcast)
7. HPAT\_PID (HEIT\_PID): Packet ID for the corresponding HTML Program Map Table (HPMT) or HTML Event Information Table (HEIT).
8. For programType = Broadcast in the HTML Program Association Table, the associated Program Map Table is used. The broadcast program is composed of multiple streams. (Each stream is defined as an event with infinite duration).
9. The Packet ID carrying the HTML Program Map Table or HTML Event Information Table is specified in the HTML Program Association Table.



Table 4. Structure of the HTML Program Map Section

Syntax	No. of Bits	Value
HTML_Program_Map_Section()	8	MoreCom defined "0xF1"
{	1	"1"
tableID	1	
section_syntax_indicator	2	"11"
"0"	12	section maintained
reserved	16	user defined (a)
section_length	2	"11"
programID	5	user defined (s)
reserved	1	"1"
version_number	8	section maintained
current_next_indicator	832	section maintained user
section_number	8	defined (a)
last_section_number	16	user defined (a)
for (i=0;	time_t	user defined (a)
i<number_of_stream; i++)	32	user defined (a)
{	8	user defined (a)
streamID	time_t	user defined (s)
streamType	32	user defined (a)
streamPID	descriptor	user defined (a)
startTime	_length*8+	user defined (a, s) section
duration	24	maintained
runningStatus	32	
refreshTime		
refreshRate		
url_descriptor ()		
}		
CRC_32		
}		

## Notes:

1. tableID: use default value of 0x1F00 for HTML Program Map Table.
2. programID: same as defined in the stream attributes. In the broadcast

case, it is always set to 0 for broadcast program to every channel.

3. version\_number: starting from value 0, increment when there is an updated version when (1) stream is added (2) stream is refreshed (3) stream is deleted.

4. streamID: same as defined in broadcast stream attributes

5. streamType: same as specified by stream attributes. It is 0 for broadcast. It is 3 for master home page that should be broadcast as the 1<sup>st</sup> stream.

6. streamPID: same as specified by stream attributes. Every stream has different Packet ID.

7. startTime: same as specified by stream attributes.

8. duration: same as specified by stream attributes.

9. runningStatus: set to "1" as running, "0" as not running. Determined by streaming server

10. refreshTime: same as specified in the stream attributes.

11. refreshRate: same as specified in the stream attributes.

12. url\_descriptor: determined by both application and streaming server (see table 6 below which defines the URL descriptor)

13. For programType = Simulcast in the HTML Program Association Table, the associated Event Information Table is used. The simulcast program is composed of multiple events. And each simulcast program is associated with each video channel (programID).

14. The Packet ID carrying the HTML Program Map Table or HTML Event Information Table is specified in the HTML Program Association Table.

Table 5. Structure of the HTML Event Information Section

Syntax	No. of Bits	Value
HTML_Event_Information_Section( ) {	8 1 1 2	MoreCom defined "0xF2" "1"  "11"
tableID	12	section maintained
section_syntax_indicator	16	user defined (a)
"0"	2	"11"
reserved	5	user defined (s)
section_length	1	"1"
programID	8	section maintained
reserved	832	section maintaineduser
version_number	8	defined (a)
current_next_indicator	16	user defined (a)
section_number	time_t	user defined (a)
last_section_number	32	user defined (a)
for (i=0;	8	user defined (a)
i<number_of_event; i++)	time_t	user defined (s)
{	32	user defined (a)
eventID	descriptor	user defined (a)
eventType	_length*8+	user defined (a, s)section
eventPID	24	maintained
startTime		
duration	32	
runningStatus		
refreshTime		
refreshRate		
url_descriptor ()		
}		
CRC_32		
}		

## Notes:

1. tableID: use default value of 0xF2 for HTML Event Information Table.
2. programID: same as defined in the stream attributes. In the simulcast case, it is always set to the associated video program number.

3. version\_number: starting from value 0, increment when there is an updated version when (1) event is added (2) event is refreshed (3) event is deleted.

4. eventID: same as defined in the event attributes

5. eventType: same as specified by event attributes. It is 1 for regular simulcast, 2 for tag based simulcast that requires receiving the tag with home URL by the set-top or activated by the server (startTime and duration will be neglected if tag is used).

6. eventPID: same as specified by event attributes. Every event has different Packet ID.

7. startTime: same as specified by event attributes.

8. duration: same as specified by event attributes.

9. runningStatus: set to "1" as running, "0" as not running. Determined by streaming server

10. refreshTime: same as specified in the event attributes.

11. refreshRate: same as specified in the event attributes.

12. url\_descriptor: determined by both application and streaming server (see table 6 below which defines the URL descriptor)

Table 6. Structure of the URL Descriptor

Syntax	No. of Bits	Value
URL_descriptor()	8	MoreCom defined
{	16	user defined (s)
descriptor_tag	16	user defined (a)
descriptor_length	variable	user defined (a)
urlCount	8	user defined (s)
for (j=0; j<urlCount; j++) {	16	user defined (s)
urlName		
urlTableID		
urlTableIDext		
}		
}		

**Notes:**

1. descriptor\_tag: use default value of 0xEE for url\_descriptor.
2. descriptor\_length: determined by the total number of bytes in the descriptor that follows the descriptor\_tag field. This can be used to skip stream/event.
3. urlCount: same as specified in the stream/event attributes.
4. urlName: same as defined in the stream/event attributes (variable length character string that ends with /0), The 1<sup>st</sup> URL is always the home of the event/stream.
5. urlTableID: assigned by streaming server. Unique within a Packet ID
6. urlTableIDext: assigned by streaming server. Unique within a Packet ID

What is claimed is:

1. In a one way broadcast communications network including a broadcasting station for transmitting on a broadcast medium, and a settop decoder coupled to said broadcast medium, said broadcasting station including an Internet access server for retrieving World Wide Web pages in HTML format, said broadcast communications network further including a multi-channel digital television signal formatted into a plurality of MPEG data packets, each of said of said plurality of MPEG data packets being identified by a respective packet identifier, a method for distributing World Wide Web pages over said one way broadcast communications network, said method comprising:

storing World Wide Web pages in HTML format at said broadcasting station to form a plurality of stored HTML Web pages;

formatting said plurality of stored HTML Web pages into MPEG data packets while retaining said HTML format;

transmitting said MPEG data packets in said digital television signal over said one way broadcast communications network;

receiving said MPEG data packets at said settop decoder, said MPEG data packets including said plurality of HTML Web pages; and

selecting at said settop decoder, at least one of said received plurality of HTML Web pages in said HTML format for display.

2. A network method in accordance with claim 1, further comprising:

generating a control map defining the correspondence between the packet identifiers of said MPEG data packets and respective ones of said plurality of stored HTML Web pages;

formatting said control map and said plurality of stored HTML Web pages into MPEG data packets while retaining said HTML format;

receiving said MPEG data packets at said settop decoder, said MPEG data packets including said plurality of HTML Web pages and said control map; and

selecting at said settop decoder, responsive to said control map, at least one of said plurality of HTML Web pages in said HTML format for display.

3. A network method in accordance with claim 2, wherein said control map further comprises a first table and a second table, said method further comprising:

transmitting said first table in an MPEG data packet corresponding to a predetermined packet identifier; and

transmitting said second table in an MPEG data packet having a packet identifier specified in said first table.

4. A network method in accordance with claim 3, further comprising:

receiving said first table in said MPEG data packet corresponding to said predetermined packet identifier;

receiving said second table in said MPEG data packet having said packet identifier specified in said first table; and

selecting at said settop decoder, responsive to said second table, at least one of said plurality of HTML Web pages in said HTML format for display.

5. A transmitter method for use in a one way broadcast communications network including a broadcasting station for transmitting on a broadcast medium, and a settop decoder coupled to said broadcast medium, said broadcasting station including an Internet access server for retrieving World Wide Web pages in HTML format, said broadcast communications network further including a multi-channel digital television signal formatted into a plurality of MPEG data packets, each of said of said plurality of MPEG data packets being identified by a respective packet identifier, said transmitter method for distributing World Wide Web pages over said one way broadcast communications network, said transmitter method comprising:

storing World Wide Web pages in HTML format at said broadcasting station to form a plurality of stored HTML Web pages;

formatting said plurality of stored HTML Web pages into MPEG data packets while retaining said HTML format; and

transmitting said MPEG data packets in said digital television signal over said one way broadcast communications network.

6. A transmitter method in accordance with claim 5, further comprising:

generating a control map defining the correspondence between the packet identifiers of said MPEG data packets and respective ones of said plurality of stored HTML Web pages; and

formatting said control map and said plurality of stored HTML Web pages into MPEG data packets while retaining said HTML format.

7. A transmitter method in accordance with claim 6, wherein said control map further comprises a first table and a second table, said method further comprising:

transmitting said first table in an MPEG data packet corresponding to a predetermined packet identifier; and

transmitting said second table in an MPEG data packet having a packet identifier specified in said first table.

8. A settop decoder method for use in a one way broadcast communications network including a broadcasting station for transmitting on a broadcast medium, and a settop decoder coupled to said broadcast medium, said broadcasting station including an Internet access server for retrieving World Wide Web pages in HTML format, said broadcast communications network further including a multi-channel digital television signal formatted into a plurality of MPEG data packets, each of said of said plurality of MPEG data packets being identified by a respective packet identifier, said broadcasting station including storing World Wide Web pages in HTML format at said broadcasting station to form a plurality of stored HTML Web pages, formatting said plurality of stored HTML Web pages into MPEG data packets while retaining said HTML format, and transmitting said MPEG data packets in said digital television signal over said one way broadcast communications network, said settop decoder method comprising:

receiving said MPEG data packets at said settop decoder, said MPEG data packets including said plurality of HTML Web pages; and

selecting at said settop decoder, at least one of said received plurality of HTML Web pages in said HTML format for display.

9. A settop decoder method in accordance with claim 8, wherein said broadcasting station includes generating a control map defining the correspondence between the packet identifiers of said MPEG data packets and respective ones of said plurality of stored HTML Web pages, and formatting said control map and said plurality of stored HTML Web pages into MPEG data



packets while retaining said HTML format; said settop decoder method further comprising:

receiving said plurality of MPEG data packets at said settop decoder, said MPEG data packets including said plurality of HTML Web pages and said control map; and

selecting at said settop decoder, responsive to said control map, at least one of said plurality of HTML Web pages in said HTML format for display.

10. A settop decoder method in accordance with claim 9, wherein said control map further comprises a first table and a second table, and said broadcasting station includes transmitting said first table in an MPEG data packet corresponding to a predetermined packet identifier, and transmitting said second table in an MPEG data packet having a packet identifier specified in said first table, said settop method further comprising:

receiving said first table in said MPEG data packet corresponding to said predetermined packet identifier;

receiving said second table in said MPEG data packet having said packet identifier specified in said first table; and

selecting at said settop decoder, responsive to said second table, at least one of said plurality of HTML Web pages in said HTML format for display.

11. In a one way broadcast communications network including a broadcasting station for transmitting on a broadcast medium, and a settop decoder coupled to said broadcast medium, said broadcasting station including an Internet access server for retrieving World Wide Web pages in HTML format, said broadcast communications network further including a multi-channel digital television signal formatted into a plurality of MPEG data packets, each of said of said plurality of MPEG data packets being identified by a respective packet identifier, a method for simulcasting World Wide Web pages over said one way broadcast communications network, said simulcasting method comprising:

storing World Wide Web pages in HTML format at said broadcasting station to form a plurality of stored HTML Web pages;

storing an event table relating at least one channel of said multi-channel digital television signal to a corresponding one of said World Wide Web pages in HTML format;

formatting said event table into a control map defining the correspondence between the packet identifiers of said MPEG data packets and respective ones of said plurality of stored HTML Web pages;

formatting said control map and said plurality of stored HTML Web pages into MPEG data packets while retaining said HTML format;

transmitting said MPEG data packets in said digital television signal over said one way broadcast communications network;

receiving said plurality of MPEG data packets at said settop decoder including said plurality of HTML Web pages and said control map; and

selecting at said settop decoder, responsive to said control map and said at least one channel of said multi-channel digital television signal, said corresponding one of said plurality of HTML Web pages in said HTML format for display.

12. A simulcasting method in accordance with claim 11, wherein said control map further comprises a first table and a second table, said network method further comprising:

transmitting said first table in an MPEG data packet corresponding to a predetermined packet identifier; and

transmitting said second table in an MPEG data packet having a packet identifier specified in said first table.

13. A simulcasting method in accordance with claim 12, further comprising:

receiving said first table in said MPEG data packet corresponding to said predetermined packet identifier;

receiving said second table in said MPEG data packet having said packet identifier specified in said first table; and

selecting at said settop decoder, responsive to said second table, at least one of said plurality of HTML Web pages in said HTML format for display.

14. A simulcasting method in accordance with claim 13, wherein said step of receiving said second table is performed responsive to detecting a change in said first table, to update said second table.

15. A simulcasting method in accordance with claim 11, wherein said step of storing an event table relating at least one channel of said multi-channel digital television signal to a corresponding one of said World Wide Web pages in HTML format comprises using said Internet access server at said broadcasting station to obtain the relationship between said one channel of said multi-channel digital television signal and said corresponding one of said World Wide Web pages over the Internet.

16. A simulcasting method in accordance with claim 11, wherein said broadcasting station further includes receiving a plurality of television programming signals, at least one of said plurality of television programming signals containing a local tag, said simulcasting method comprising:

using said Internet access server at said broadcasting station to obtain the relationship between said one channel of said multi-channel digital television signal and said corresponding one of said World Wide Web pages over the Internet;

detecting said local tag on one of said plurality of television programming signals; and

storing, responsive to said detecting said local tag, said event table relating at least one channel of said multi-channel digital television signal to a corresponding one of said World Wide Web pages in HTML format.

17. A transmitter method for use in a one way broadcast communications network including a broadcasting station for transmitting on a broadcast medium, and a settop decoder coupled to said broadcast medium, said broadcasting station including an Internet access server for retrieving World Wide Web pages in HTML format, said broadcast communications network further including a multi-channel digital television signal formatted into a plurality of MPEG data packets, each of said of said plurality of MPEG data packets being identified by a respective packet identifier, said transmitter method for distributing World Wide Web pages over said one way broadcast communications network, said transmitter method comprising:

storing World Wide Web pages in HTML format at said broadcasting station to form a plurality of stored HTML Web pages;

storing an event table relating at least one channel of said multi-channel

digital television signal to a corresponding one of said World Wide Web pages in HTML format;

formatting said event table into a control map defining the correspondence between the packet identifiers of said MPEG data packets and respective ones of said plurality of stored HTML Web pages;

formatting said control map and said plurality of stored HTML Web pages into MPEG data packets while retaining said HTML format; and

transmitting said MPEG data packets in said digital television signal over said one way broadcast communications network.

18. A transmitter method in accordance with claim 17, wherein said control map further comprises a first table and a second table, said transmitter method further comprising:

transmitting said first table in an MPEG data packet corresponding to a predetermined packet identifier; and

transmitting said second table in an MPEG data packet having a packet identifier specified in said first table.

19. A simulcasting method in accordance with claim 17, wherein said step of storing an event table relating at least one channel of said multi-channel digital television signal to a corresponding one of said World Wide Web pages in HTML format comprises using said Internet access server at said broadcasting station to obtain the relationship between said one channel of said multi-channel digital television signal and said corresponding one of said World Wide Web pages over the Internet.

20. A simulcasting method in accordance with claim 17, wherein said broadcasting station further includes receiving a plurality of television programming signals, at least one of said plurality of television programming signals containing a local tag, said simulcasting method comprising:

using said Internet access server at said broadcasting station to obtain the relationship between said one channel of said multi-channel digital television signal and said corresponding one of said World Wide Web pages over the Internet;

detecting said local tag on one of said plurality of television programming

signals; and

storing, responsive to said detecting said local tag, said event table relating at least one channel of said multi-channel digital television signal to a corresponding one of said World Wide Web pages in HTML format.

21. A settop decoder method for use in a one way broadcast communications network including a broadcasting station for transmitting on a broadcast medium, and a settop decoder coupled to said broadcast medium, said broadcasting station including an Internet access server for retrieving World Wide Web pages in HTML format, said broadcast communications network further including a multi-channel digital television signal formatted into a plurality of MPEG data packets, each of said of said plurality of MPEG data packets being identified by a respective packet identifier, said broadcasting station including storing World Wide Web pages in HTML format at said broadcasting station to form a plurality of stored HTML Web pages, storing an event table relating at least one channel of said multi-channel digital television signal to a corresponding one of said World Wide Web pages in HTML format, formatting said event table into a control map defining the correspondence between the packet identifiers of said MPEG data packets and respective ones of said plurality of stored HTML Web pages, formatting said control map and said plurality of stored HTML Web pages into MPEG data packets while retaining said HTML format, and transmitting said MPEG data packets in said digital television signal over said one way broadcast communications network, said settop decoder method comprising:

receiving said plurality of MPEG data packets at said settop decoder including said plurality of HTML Web pages and said control map; and

selecting at said settop decoder, responsive to said control map and said at least one channel of said multi-channel digital television signal, said corresponding one of said plurality of HTML Web pages in said HTML format for display.

22. A settop decoder method in accordance with claim 21, wherein said control map further comprises a first table and a second table, and said broadcasting station includes transmitting said first table in an MPEG data packet corresponding to a predetermined packet identifier and transmitting said second table in an MPEG data packet having a packet identifier specified in said first table, said settop decoder method further comprising:

receiving said first table in said MPEG data packet corresponding to said predetermined packet identifier;

receiving said second table in said MPEG data packet having said packet identifier specified in said first table; and

selecting at said settop decoder, responsive to said second table, at least one of said plurality of HTML Web pages in said HTML format for display.

23. A settop decoder method in accordance with claim 22, wherein said step of receiving said second table is performed responsive to detecting a change in said first table, to update said second table.

24. In a one way broadcast communications network including a broadcasting station for transmitting on a broadcast medium, and a settop decoder coupled to said broadcast medium, said broadcasting station including an Internet access server for retrieving World Wide Web pages in HTML format, said broadcast communications network further including a multi-channel digital television signal formatted into a plurality of MPEG data packets, each of said of said plurality of MPEG data packets being identified by a respective packet identifier, an apparatus for distributing World Wide Web pages over said one way broadcast communications network, said apparatus comprising:

means for storing World Wide Web pages in HTML format at said broadcasting station to form a plurality of stored HTML Web pages;

means for formatting said plurality of stored HTML Web pages into MPEG data packets while retaining said HTML format;

means for transmitting said MPEG data packets in said digital television signal over said one way broadcast communications network;

means for receiving said MPEG data packets at said settop decoder, said MPEG data packets including said plurality of HTML Web pages; and

means for selecting at said settop decoder, at least one of said received plurality of HTML Web pages in said HTML format for display.

25. A network apparatus in accordance with claim 24, further comprising:

means for generating a control map defining the correspondence between the

packet identifiers of said MPEG data packets and respective ones of said plurality of stored HTML Web pages;

means for formatting said control map and said plurality of stored HTML Web pages into MPEG data packets while retaining said HTML format;

means for receiving said MPEG data packets at said settop decoder, said MPEG data packets including said plurality of HTML Web pages and said control map; and

means for selecting at said settop decoder, responsive to said control map, at least one of said plurality of HTML Web pages in said HTML format for display.

26. A network apparatus in accordance with claim 25, wherein said control map further comprises a first table and a second table, said apparatus further comprising:

means for transmitting said first table in an MPEG data packet corresponding to a predetermined packet identifier; and

means for transmitting said second table in an MPEG data packet having a packet identifier specified in said first table.

27. A network apparatus in accordance with claim 26, further comprising:

means for receiving said first table in said MPEG data packet corresponding to said predetermined packet identifier;

means for receiving said second table in said MPEG data packet having said packet identifier specified in said first table; and

means for selecting at said settop decoder, responsive to said second table, at least one of said plurality of HTML Web pages in said HTML format for display.

28. A transmitter apparatus for use in a one way broadcast communications network including a broadcasting station for transmitting on a broadcast medium, and a settop decoder coupled to said broadcast medium, said broadcasting station including an Internet access server for retrieving World Wide Web pages in HTML format, said broadcast communications network further including a multi-channel digital television

signal formatted into a plurality of MPEG data packets, each of said of said plurality of MPEG data packets being identified by a respective packet identifier, said transmitter apparatus for distributing World Wide Web pages over said one way broadcast communications network, said transmitter apparatus comprising:

means for storing World Wide Web pages in HTML format at said broadcasting station to form a plurality of stored HTML Web pages;

means for formatting said plurality of stored HTML Web pages into MPEG data packets while retaining said HTML format; and

means for transmitting said MPEG data packets in said digital television signal over said one way broadcast communications network.

29. A transmitter apparatus in accordance with claim 28, further comprising:

means for generating a control map defining the correspondence between the packet identifiers of said MPEG data packets and respective ones of said plurality of stored HTML Web pages; and

means for formatting said control map and said plurality of stored HTML Web pages into MPEG data packets while retaining said HTML format.

30. A transmitter apparatus in accordance with claim 29, wherein said control map further comprises a first table and a second table, said apparatus further comprising:

means for transmitting said first table in an MPEG data packet corresponding to a predetermined packet identifier; and

means for transmitting said second table in an MPEG data packet having a packet identifier specified in said first table.

31. A settop decoder apparatus for use in a one way broadcast communications network including a broadcasting station for transmitting on a broadcast medium, and a settop decoder coupled to said broadcast medium, said broadcasting station including an Internet access server for retrieving World Wide Web pages in HTML format, said broadcast communications network further including a multi-channel digital television signal formatted into a plurality of MPEG data packets, each of said of said plurality of MPEG data packets being identified by a respective packet identifier, said broadcasting station including storing World Wide Web



pages in HTML format at said broadcasting station to form a plurality of stored HTML Web pages, formatting said plurality of stored HTML Web pages into MPEG data packets while retaining said HTML format, and transmitting said MPEG data packets in said digital television signal over said one way broadcast communications network, said settop decoder apparatus comprising:

means for receiving said MPEG data packets at said settop decoder, said MPEG data packets including said plurality of HTML Web pages; and

means for selecting at said settop decoder, at least one of said received plurality of HTML Web pages in said HTML format for display.

32. A settop decoder apparatus in accordance with claim 31, wherein said broadcasting station includes generating a control map defining the correspondence between the packet identifiers of said MPEG data packets and respective ones of said plurality of stored HTML Web pages, and formatting said control map and said plurality of stored HTML Web pages into MPEG data packets while retaining said HTML format; said settop decoder apparatus further comprising:

means for receiving said plurality of MPEG data packets at said settop decoder, said MPEG data packets including said plurality of HTML Web pages and said control map; and

means for selecting at said settop decoder, responsive to said control map, at least one of said plurality of HTML Web pages in said HTML format for display.

33. A settop decoder apparatus in accordance with claim 32, wherein said control map further comprises a first table and a second table, and said broadcasting station includes transmitting said first table in an MPEG data packet corresponding to a predetermined packet identifier, and transmitting said second table in an MPEG data packet having a packet identifier specified in said first table, said settop apparatus further comprising:

means for receiving said first table in said MPEG data packet corresponding to said predetermined packet identifier;

means for receiving said second table in said MPEG data packet having said packet identifier specified in said first table; and

means for selecting at said settop decoder, responsive to said second table, at least one of said plurality of HTML Web pages in said HTML format

for display.

34. In a one way broadcast communications network including a broadcasting station for transmitting on a broadcast medium, and a settop decoder coupled to said broadcast medium, said broadcasting station including an Internet access server for retrieving World Wide Web pages in HTML format, said broadcast communications network further including a multi-channel digital television signal formatted into a plurality of MPEG data packets, each of said of said plurality of MPEG data packets being identified by a respective packet identifier, an apparatus for simulcasting World Wide Web pages over said one way broadcast communications network, said simulcasting apparatus comprising:

means for storing World Wide Web pages in HTML format at said broadcasting station to form a plurality of stored HTML Web pages;

means for storing an event table relating at least one channel of said multi-channel digital television signal to a corresponding one of said World Wide Web pages in HTML format;

means for formatting said event table into a control map defining the correspondence between the packet identifiers of said MPEG data packets and respective ones of said plurality of stored HTML Web pages;

means for formatting said control map and said plurality of stored HTML Web pages into MPEG data packets while retaining said HTML format;

means for transmitting said MPEG data packets in said digital television signal over said one way broadcast communications network;

means for receiving said plurality of MPEG data packets at said settop decoder including said plurality of HTML Web pages and said control map; and

means for selecting at said settop decoder, responsive to said control map and said at least one channel of said multi-channel digital television signal, said corresponding one of said plurality of HTML Web pages in said HTML format for display.

35. A simulcasting apparatus in accordance with claim 34, wherein said control map further comprises a first table and a second table, said network apparatus further comprising:

means for transmitting said first table in an MPEG data packet corresponding to a predetermined packet identifier; and

means for transmitting said second table in an MPEG data packet having a packet identifier specified in said first table.

36. A simulcasting apparatus in accordance with claim 35, further comprising:

means for receiving said first table in said MPEG data packet corresponding to said predetermined packet identifier;

means for receiving said second table in said MPEG data packet having said packet identifier specified in said first table; and

means for selecting at said settop decoder, responsive to said second table, at least one of said plurality of HTML Web pages in said HTML format for display.

37. A simulcasting apparatus in accordance with claim 36, wherein said means for receiving said second table is performed responsive to detecting a change in said first table, to update said second table.

38. A simulcasting apparatus in accordance with claim 34, wherein said means for storing an event table relating at least one channel of said multi-channel digital television signal to a corresponding one of said World Wide Web pages in HTML format comprises using said Internet access server at said broadcasting station to obtain the relationship between said one channel of said multi-channel digital television signal and said corresponding one of said World Wide Web pages over the Internet.

39. A simulcasting apparatus in accordance with claim 35, wherein said broadcasting station further includes receiving a plurality of television programming signals, at least one of said plurality of television programming signals containing a local tag, said simulcasting apparatus comprising:

means for using said Internet access server at said broadcasting station to obtain the relationship between said one channel of said multi-channel digital television signal and said corresponding one of said World Wide Web pages over the Internet;

means for detecting said local tag on one of said plurality of television programming signals; and

means for storing, responsive to said detecting said local tag, said event table relating at least one channel of said multi-channel digital television signal to a corresponding one of said World Wide Web pages in HTML format.

40. A transmitter apparatus for use in a one way broadcast communications network including a broadcasting station for transmitting on a broadcast medium, and a settop decoder coupled to said broadcast medium, said broadcasting station including an Internet access server for retrieving World Wide Web pages in HTML format, said broadcast communications network further including a multi-channel digital television signal formatted into a plurality of MPEG data packets, each of said of said plurality of MPEG data packets being identified by a respective packet identifier, said transmitter apparatus for distributing World Wide Web pages over said one way broadcast communications network, said transmitter apparatus comprising:

means for storing World Wide Web pages in HTML format at said broadcasting station to form a plurality of stored HTML Web pages;

means for storing an event table relating at least one channel of said multi-channel digital television signal to a corresponding one of said World Wide Web pages in HTML format;

means for formatting said event table into a control map defining the correspondence between the packet identifiers of said MPEG data packets and respective ones of said plurality of stored HTML Web pages;

means for formatting said control map and said plurality of stored HTML Web pages into MPEG data packets while retaining said HTML format; and

means for transmitting said MPEG data packets in said digital television signal over said one way broadcast communications network.

41. A transmitter apparatus in accordance with claim 40, wherein said control map further comprises a first table and a second table, said transmitter apparatus further comprising:

means for transmitting said first table in an MPEG data packet corresponding to a predetermined packet identifier; and

means for transmitting said second table in an MPEG data packet having a

packet identifier specified in said first table.

42. A simulcasting apparatus in accordance with claim 40, wherein said means for storing an event table relating at least one channel of said multi-channel digital television signal to a corresponding one of said World Wide Web pages in HTML format comprises using said Internet access server at said broadcasting station to obtain the relationship between said one channel of said multi-channel digital television signal and said corresponding one of said World Wide Web pages over the Internet.

43. A simulcasting apparatus in accordance with claim 40, wherein said broadcasting station further includes receiving a plurality of television programming signals, at least one of said plurality of television programming signals containing a local tag, said simulcasting apparatus comprising:

means for using said Internet access server at said broadcasting station to obtain the relationship between said one channel of said multi-channel digital television signal and said corresponding one of said World Wide Web pages over the Internet;

means for detecting said local tag on one of said plurality of television programming signals; and

means for storing, responsive to said detecting said local tag, said event table relating at least one channel of said multi-channel digital television signal to a corresponding one of said World Wide Web pages in HTML format.

44. A settop decoder apparatus for use in a one way broadcast communications network including a broadcasting station for transmitting on a broadcast medium, and a settop decoder coupled to said broadcast medium, said broadcasting station including an Internet access server for retrieving World Wide Web pages in HTML format, said broadcast communications network further including a multi-channel digital television signal formatted into a plurality of MPEG data packets, each of said of said plurality of MPEG data packets being identified by a respective packet identifier, said broadcasting station including storing World Wide Web pages in HTML format at said broadcasting station to form a plurality of stored HTML Web pages, storing an event table relating at least one channel of said multi-channel digital television signal to a corresponding one of said World Wide Web pages in HTML format, formatting said event table into

a control map defining the correspondence between the packet identifiers of said MPEG data packets and respective ones of said plurality of stored HTML Web pages, formatting said control map and said plurality of stored HTML Web pages into MPEG data packets while retaining said HTML format, and transmitting said MPEG data packets in said digital television signal over said one way broadcast communications network, said settop decoder apparatus comprising:

means for receiving said plurality of MPEG data packets at said settop decoder including said plurality of HTML Web pages and said control map; and

means for selecting at said settop decoder, responsive to said control map and said at least one channel of said multi-channel digital television signal, said corresponding one of said plurality of HTML Web pages in said HTML format for display.

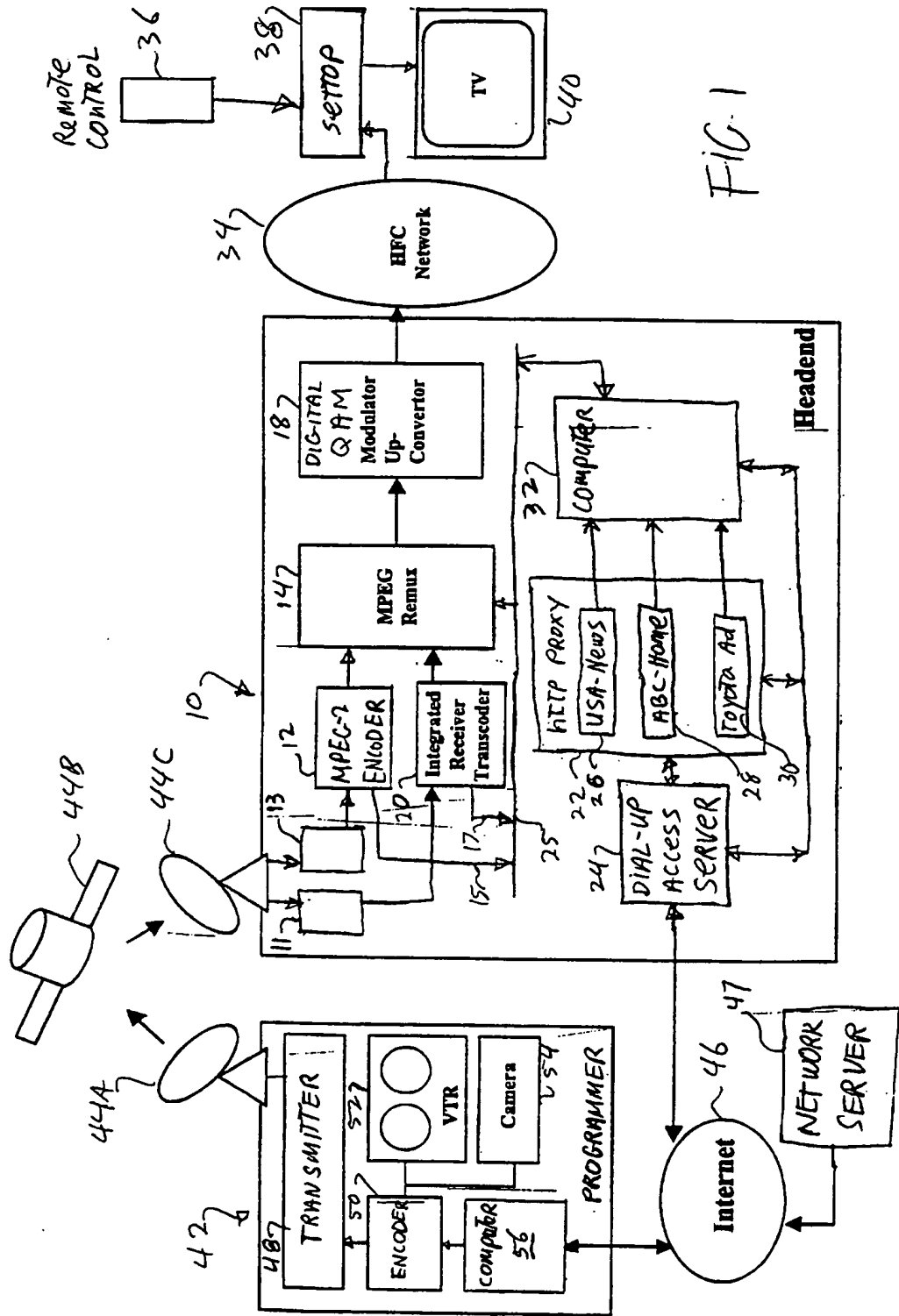
45. A settop decoder apparatus in accordance with claim 44, wherein said control map further comprises a first table and a second table, and said broadcasting station includes transmitting said first table in an MPEG data packet corresponding to a predetermined packet identifier and transmitting said second table in an MPEG data packet having a packet identifier specified in said first table, said settop decoder apparatus further comprising:

means for receiving said first table in said MPEG data packet corresponding to said predetermined packet identifier;

means for receiving said second table in said MPEG data packet having said packet identifier specified in said first table; and

means for selecting at said settop decoder, responsive to said second table, at least one of said plurality of HTML Web pages in said HTML format for display.

46. A settop decoder apparatus in accordance with claim 45, wherein said means for receiving said second table is performed responsive to detecting a change in said first table, to update said second table.



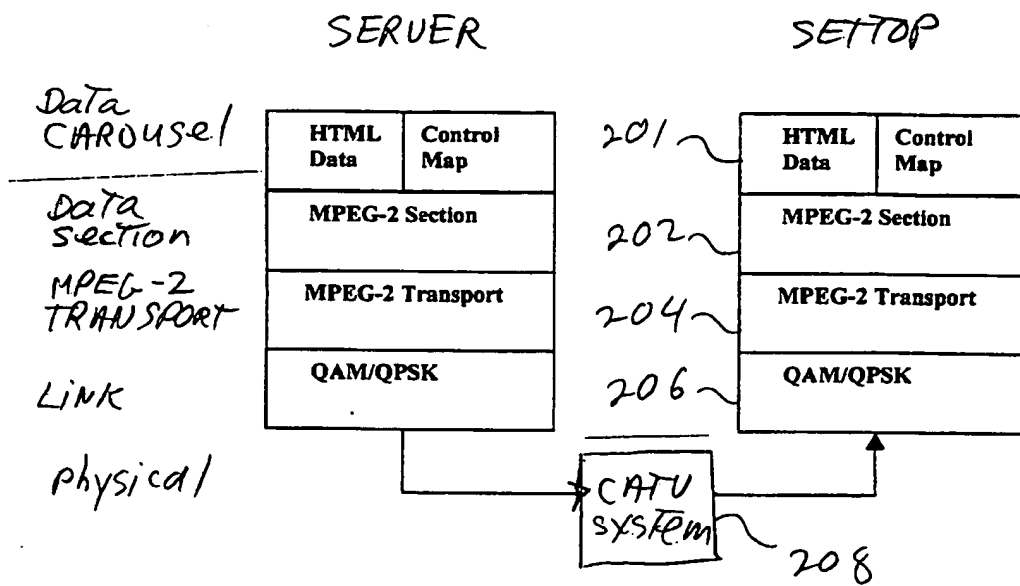


FIGURE 2



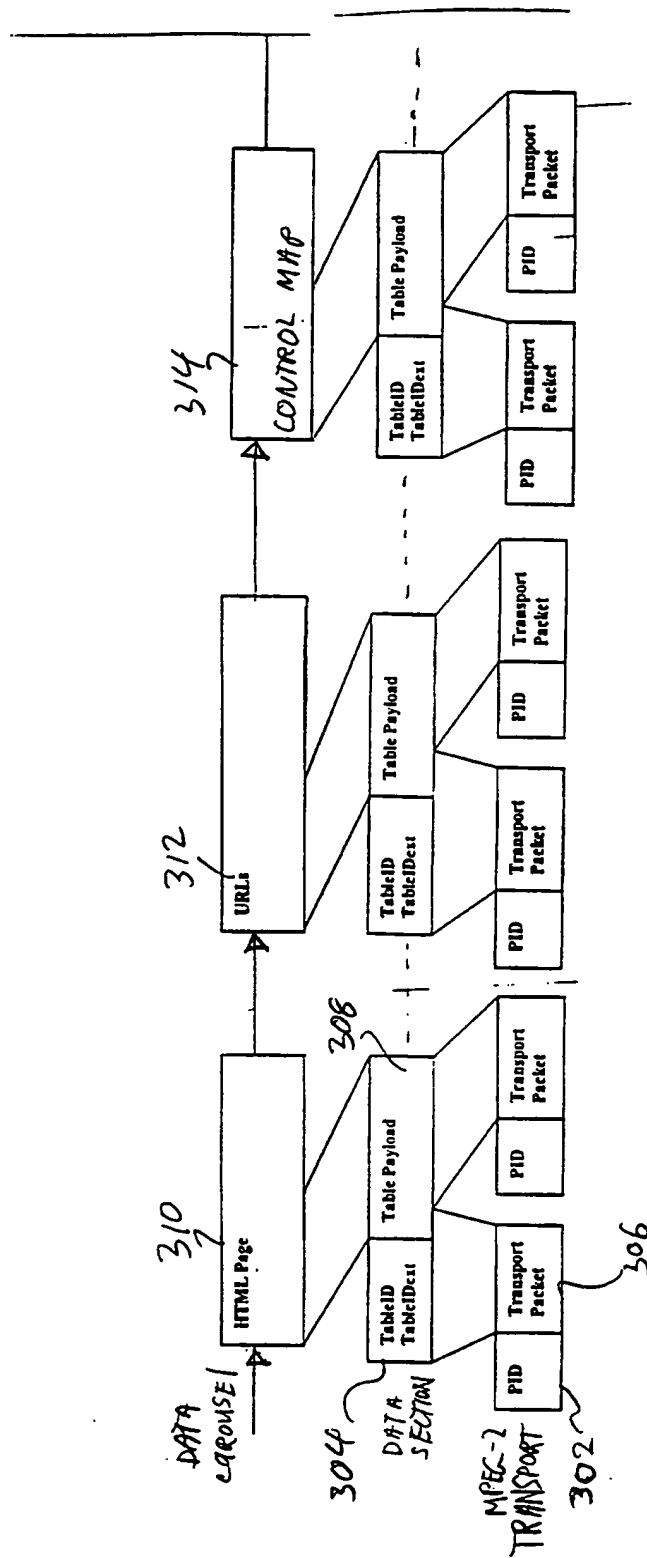


FIGURE 3

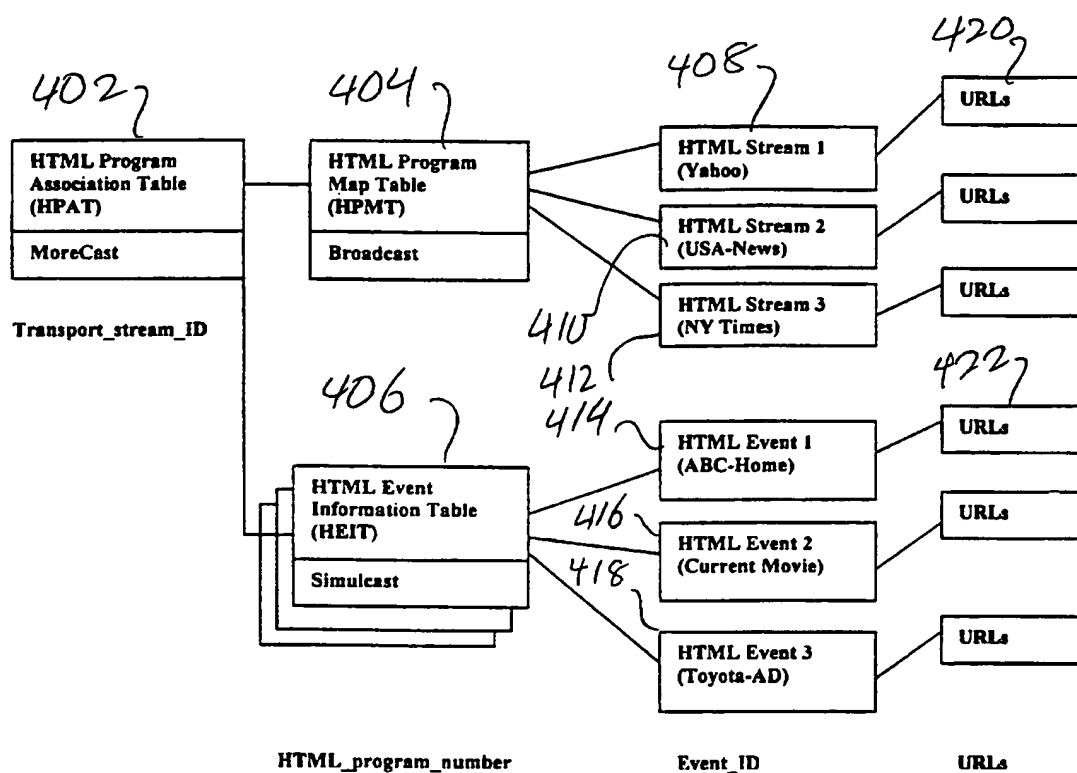
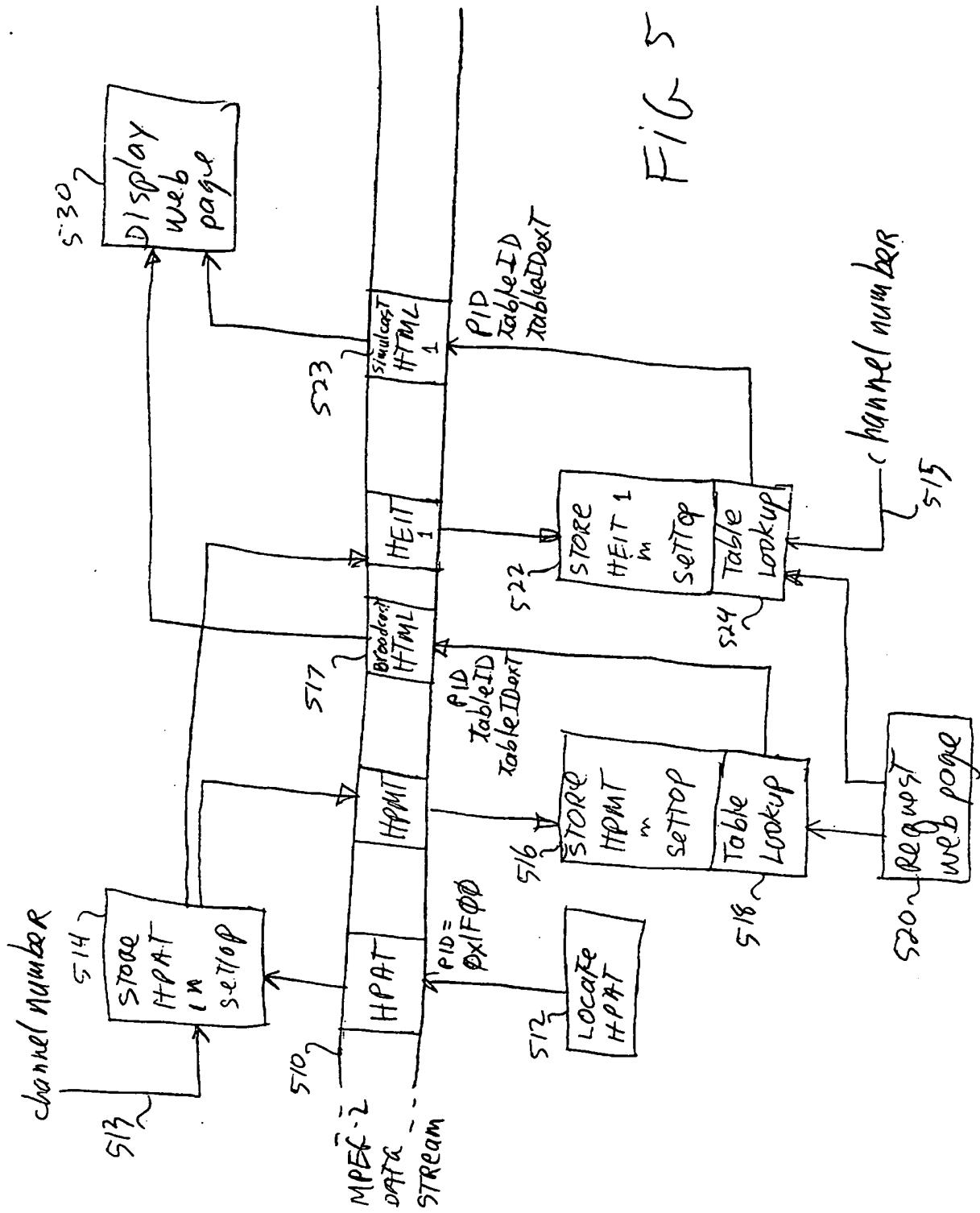


FIGURE 4



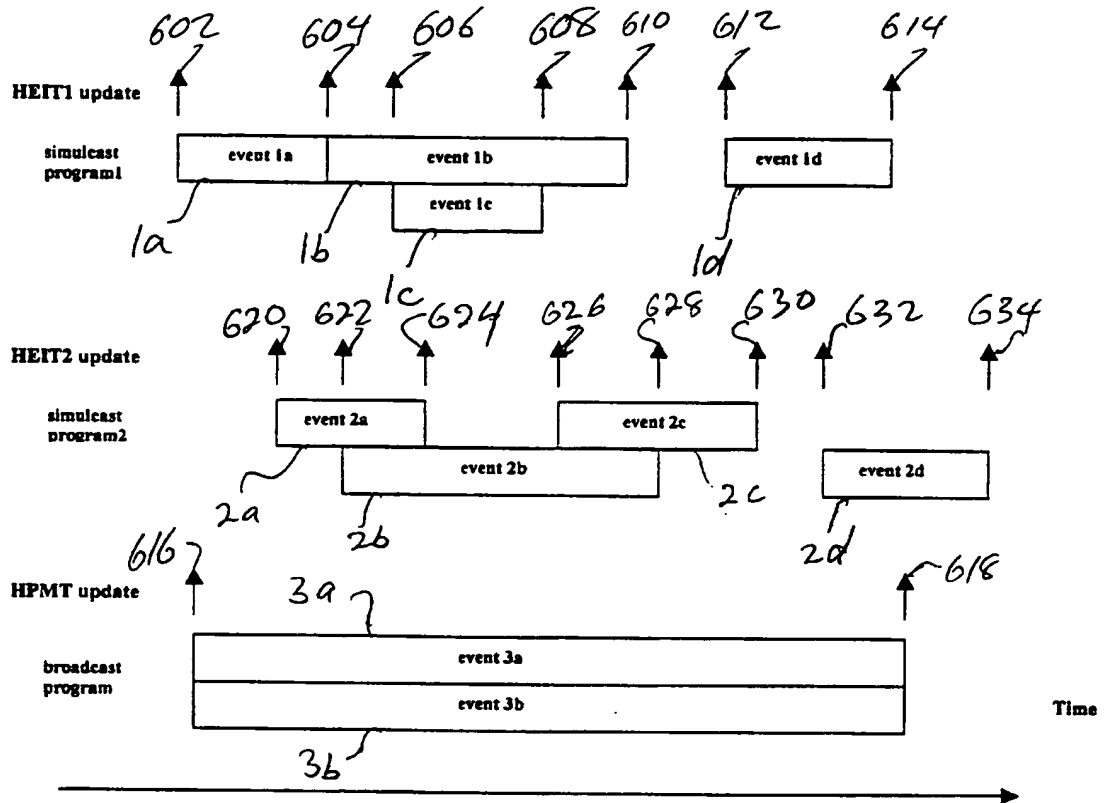


FIGURE 6

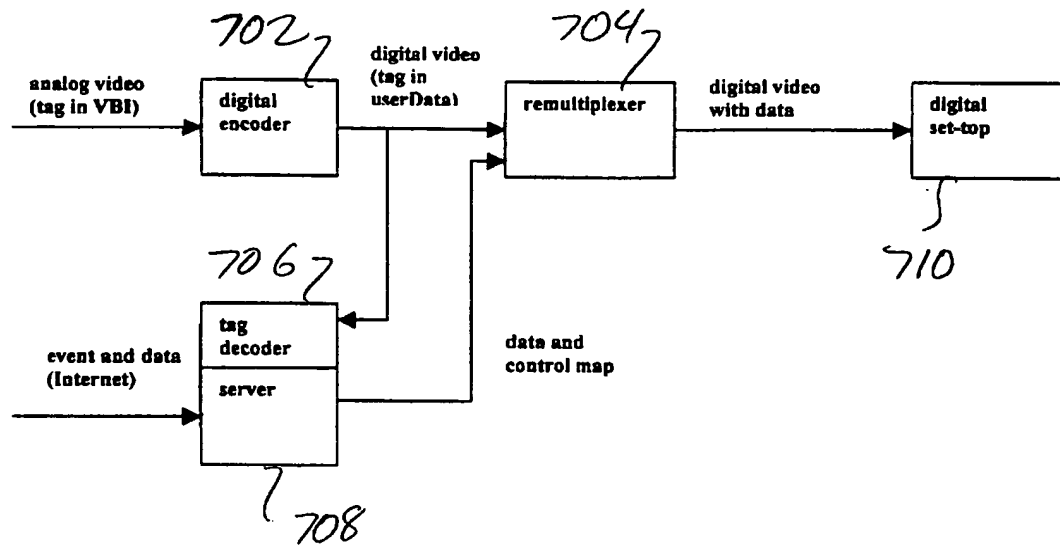


FIGURE 7

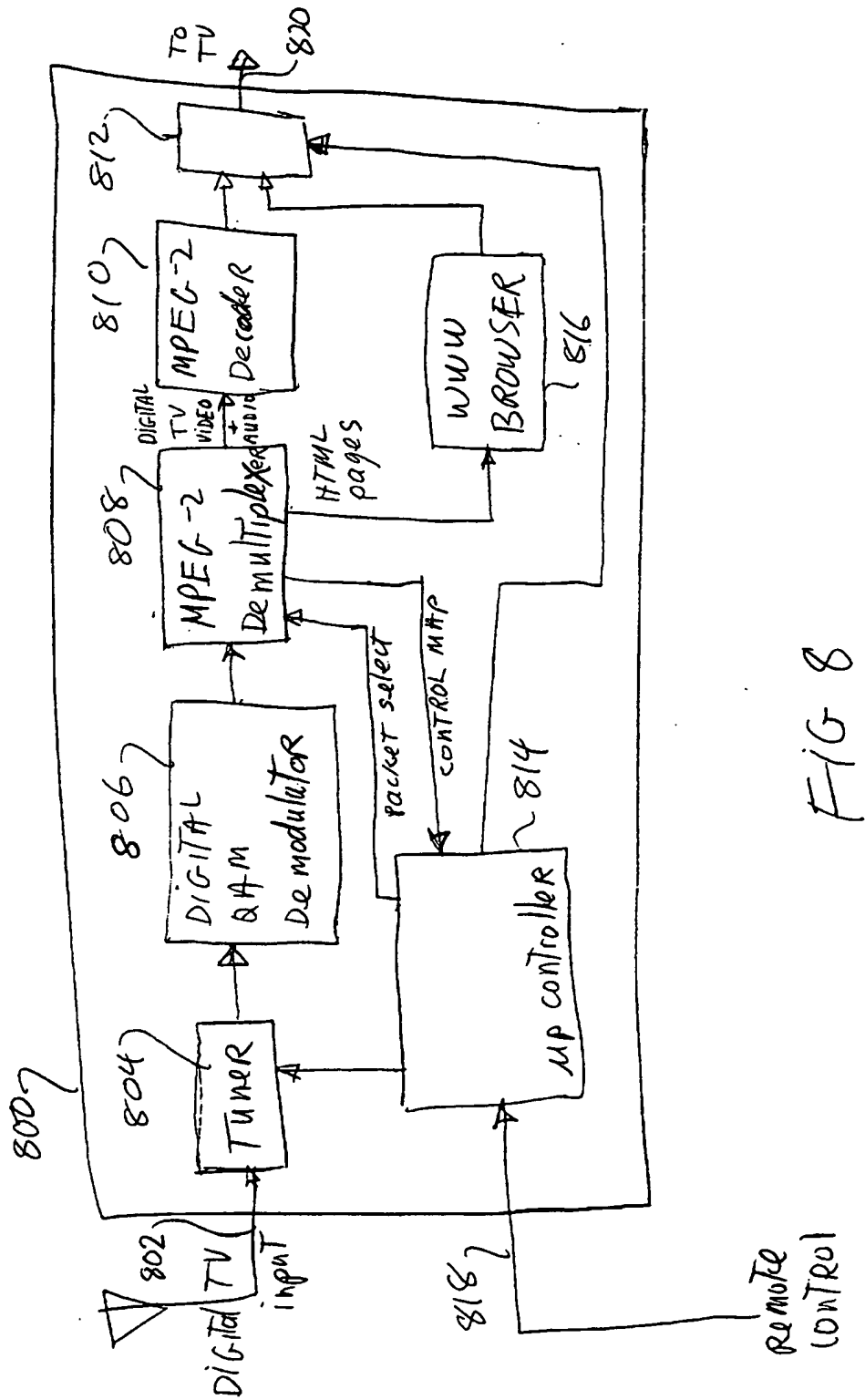


FIG 8

(19) World Intellectual Property Organization  
International Bureau



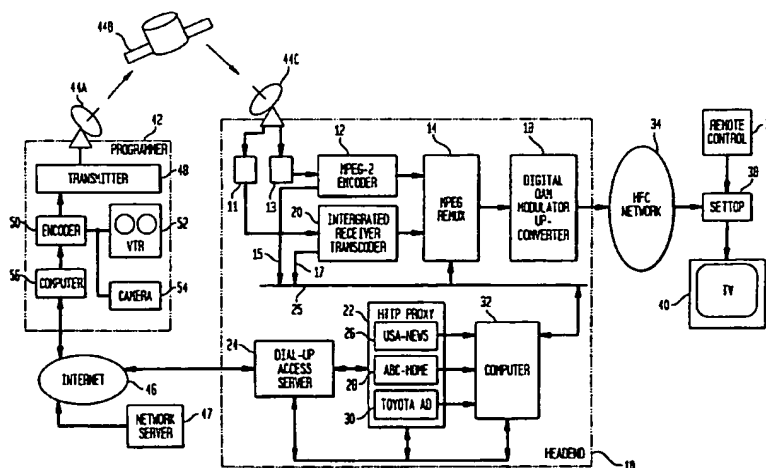
(43) International Publication Date  
10 February 2000 (10.02.2000)

PCT

(10) International Publication Number  
**WO 00/07361 A3**

- (51) International Patent Classification<sup>7</sup>: H04N 5/445, 5/00  
(21) International Application Number: PCT/US99/17000  
(22) International Filing Date: 27 July 1999 (27.07.1999)  
(25) Filing Language: English  
(26) Publication Language: English  
(30) Priority Data:  
09/124,572 29 July 1998 (29.07.1998) US  
(71) Applicant: MORECOM, INC. [US/US]; Suite 200, Two Walnut Grove, Horsham, PA 19044 (US).  
(72) Inventors: MAO, Weidong; 203 Salem Court, #12, Princeton, NJ 08540 (US). CHEN, David; 78 South Traymore Avenue, Ivyland, PA 18974 (US).  
(74) Agent: JACOBSON, Allan, J.; Intellectual Property Law, 13310 Summit Square Center, Route 413 & Doublewoods Road, Langhorne, PA 19047 (US).
- (81) Designated States (*national*): AU, BR, CA, CN, CZ, ES, GE, HU, ID, IL, IN, IS, JP, KR, MX, NO, NZ, PL, PT, RO, RU, SG, UA, YU.  
(84) Designated States (*regional*): European patent (AT, BE, CH, CY, DE, DK, ES, FI, FR, GB, GR, IE, IT, LU, MC, NL, PT, SE).  
Published:  
— with international search report  
(88) Date of publication of the international search report: 13 December 2001  
(15) Information about Correction:  
Previous Correction:  
see PCT Gazette No. 20/2000 of 18 May 2000, Section II
- For two-letter codes and other abbreviations, refer to the "Guidance Notes on Codes and Abbreviations" appearing at the beginning of each regular issue of the PCT Gazette.*

(54) Title: DIGITAL TV SYSTEM WITH SYNCHRONIZED WORLD WIDE WEB CONTENT



(57) Abstract: In a one way broadcast digital video network, Internet HTML Web page data is formatted to fit within a standard MPEG-2 data packet structure, and multiplexed along with other MPEG-2 digital video signals for transport within a multiple channel digital video system. In particular, the headend server broadcasts a rotating carousel comprising an ensemble of Web pages in HTML format. The rotating carousel contains both broadcast Web pages and simulcast Web pages and a control map permitting the viewer to navigate among the HTML Web pages of the rotating carousel. In particular, the control map contains the locations of the HTML Web pages in the rotating carousel that correspond to broadcast Web pages. The control map further contains the locations of the HTML Web pages in the rotating carousel that correspond to simulcast Web pages. The control map is updated and rebroadcast whenever there is a change at the start, middle or end of a broadcast video program, thereby synchronizing the simulcast Web pages to the multiple channel broadcast digital video programs.

# INTERNATIONAL SEARCH REPORT

International Application No

PCT/US 99/17000

## A. CLASSIFICATION OF SUBJECT MATTER

IPC 7 H04N5/445 H04N5/00

According to International Patent Classification (IPC) or to both national classification and IPC

## B. FIELDS SEARCHED

Minimum documentation searched (classification system followed by classification symbols)

IPC 7 H04N

Documentation searched other than minimum documentation to the extent that such documents are included in the fields searched

Electronic data base consulted during the international search (name of data base and, where practical, search terms used)

## C. DOCUMENTS CONSIDERED TO BE RELEVANT

Category *	Citation of document, with indication, where appropriate, of the relevant passages	Relevant to claim No.
X	EP 0 848 553 A (NEXTLEVEL SYSTEMS INC) 17 June 1998 (1998-06-17)	1-15, 17-19, 21-38, 40-42, 44-46
Y	page 4, line 17 -page 6, line 56	16,20, 39,43
Y	EP 0 851 681 A (HITACHI LTD) 1 July 1998 (1998-07-01) column 21, line 25 -column 22, line 8	16,20, 39,43
A	EP 0 837 599 A (NEXTLEVEL SYSTEMS INC) 22 April 1998 (1998-04-22) page 5, line 58 -page 10, line 57	1-46
	-/--	

☒ Further documents are listed in the continuation of box C.

☒ Patent family members are listed in annex.

### \* Special categories of cited documents :

"A" document defining the general state of the art which is not considered to be of particular relevance

"E" earlier document but published on or after the international filing date

"L" document which may throw doubts on priority claim(s) or which is cited to establish the publication date of another citation or other special reason (as specified)

"O" document referring to an oral disclosure, use, exhibition or other means

"P" document published prior to the international filing date but later than the priority date claimed

"T" later document published after the international filing date or priority date and not in conflict with the application but cited to understand the principle or theory underlying the invention

"X" document of particular relevance; the claimed invention cannot be considered novel or cannot be considered to involve an inventive step when the document is taken alone

"Y" document of particular relevance; the claimed invention cannot be considered to involve an inventive step when the document is combined with one or more other such documents, such combination being obvious to a person skilled in the art.

"&" document member of the same patent family

Date of the actual completion of the international search

4 November 1999

Date of mailing of the international search report

11/11/1999

Name and mailing address of the ISA

European Patent Office, P.B. 5818 Patentlaan 2  
NL - 2280 HV Rijswijk  
Tel. (+31-70) 340-2040, Tx. 31 651 epo nl,  
Fax: (+31-70) 340-3016

Authorized officer

Materne, A



# INTERNATIONAL SEARCH REPORT

International Application No.

PCT/US 99/17000

C.(Continuation) DOCUMENTS CONSIDERED TO BE RELEVANT		
Category *	Citation of document, with indication, where appropriate, of the relevant passages	Relevant to claim No.
A	<p>EP 0 811 940 A (WEBTV NETWORKS INC)  10 December 1997 (1997-12-10)  column 4 -column 22, line 4  -----</p>	1-46

# INTERNATIONAL SEARCH REPORT

Information on patent family members

International Application No

PCT/US 99/17000

Patent document cited in search report	Publication date	Patent family member(s)	Publication date
EP 0848553 A	17-06-1998	CA 2223095 A CN 1195938 A JP 10247945 A	10-06-1998 14-10-1998 14-09-1998
EP 0851681 A	01-07-1998	JP 10191273 A	21-07-1998
EP 0837599 A	22-04-1998	AU 4272697 A CA 2218164 A CN 1180973 A JP 10234018 A NO 974836 A	23-04-1998 21-04-1998 06-05-1998 02-09-1998 22-04-1998
EP 0811940 A	10-12-1997	AU 3139197 A JP 10171842 A WO 9747143 A US 5940074 A US 5945991 A	05-01-1998 26-06-1998 11-12-1997 17-08-1999 31-08-1999

**This Page is Inserted by IFW Indexing and Scanning  
Operations and is not part of the Official Record**

**BEST AVAILABLE IMAGES**

Defective images within this document are accurate representations of the original documents submitted by the applicant.

Defects in the images include but are not limited to the items checked:

- ☐ BLACK BORDERS
- ☐ IMAGE CUT OFF AT TOP, BOTTOM OR SIDES
- ☒ FADED TEXT OR DRAWING
- ☐ BLURRED OR ILLEGIBLE TEXT OR DRAWING
- ☐ SKEWED/SLANTED IMAGES
- ☐ COLOR OR BLACK AND WHITE PHOTOGRAPHS
- ☐ GRAY SCALE DOCUMENTS
- ☐ LINES OR MARKS ON ORIGINAL DOCUMENT
- ☐ REFERENCE(S) OR EXHIBIT(S) SUBMITTED ARE POOR QUALITY
- ☐ OTHER: \_\_\_\_\_

**IMAGES ARE BEST AVAILABLE COPY.**

**As rescanning these documents will not correct the image problems checked, please do not report these problems to the IFW Image Problem Mailbox.**